



HF jets analysis

02.03.2020 ALICE@IFJ meeting

Sebastian Bysiak

1. CERN activities
 - last week
 - overview
2. Plans for next week

1. CERN activities

- **last week**
- overview

2. Plans for next week

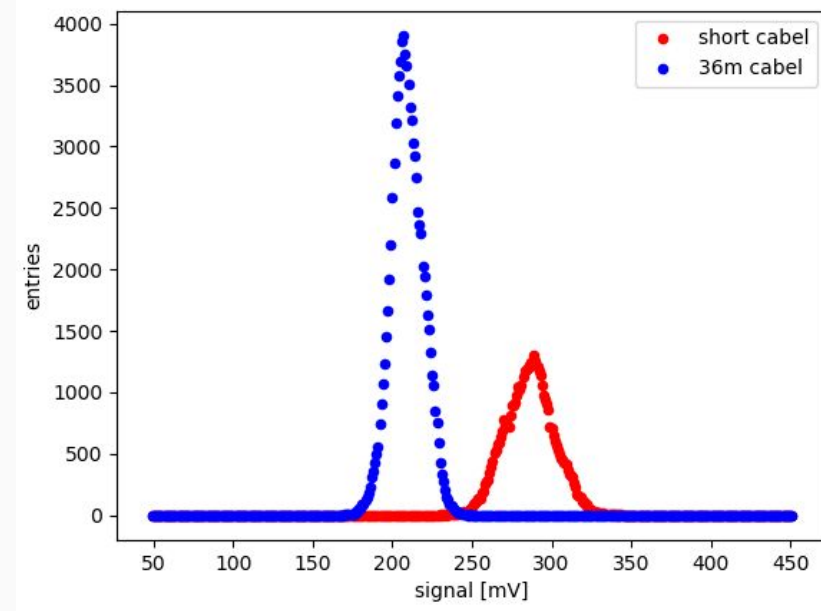
Last week at CERN



- last sectors (CD): cables covered with copper shielding - ripple removed
- attenuation of 36m cable (~28%)
- signal shapes (in time domain) for multiple sectors
- calibration with muons and laser

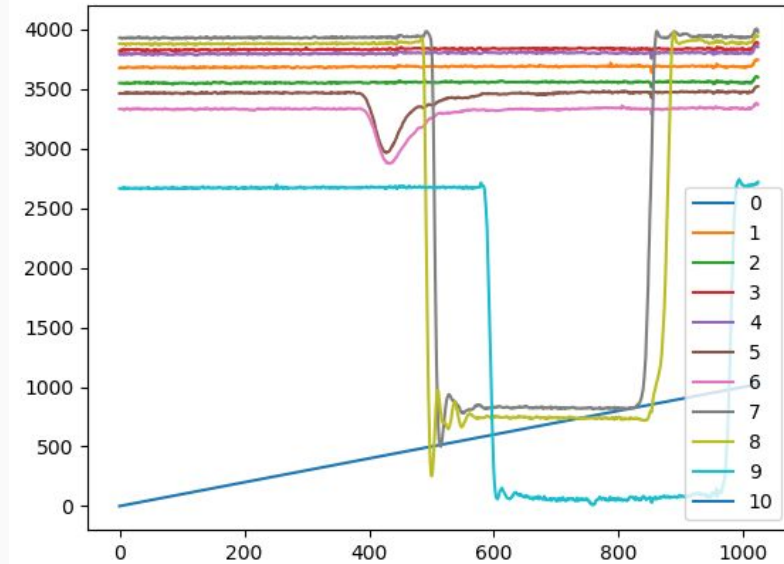
Last week at CERN

- last sectors (CD): cables covered with copper shielding - ripple removed
- attenuation of 36m cable ($\sim 28\%$)
- signal shapes (in time domain) for multiple sectors
- calibration with muons and laser



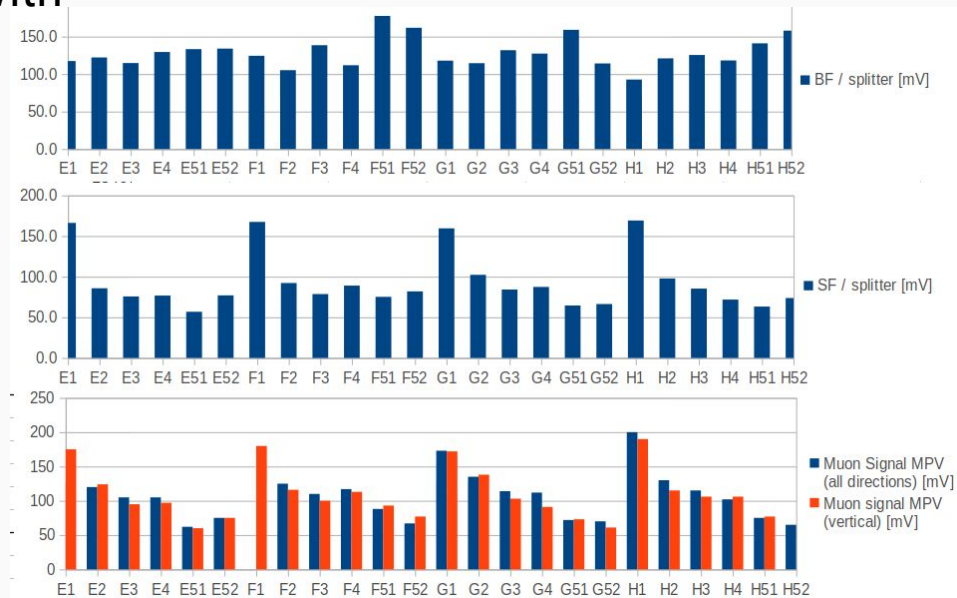
Last week at CERN

- last sectors (CD): cables covered with copper shielding - ripple removed
- attenuation of 36m cable ($\sim 28\%$)
- signal shapes (in time domain) for multiple sectors
- calibration with muons and laser



Last week at CERN

- last sectors (CD): cables covered with copper shielding - ripple removed
- attenuation of 36m cable (~28%)
- signal shapes (in time domain) for multiple sectors
- calibration with muons and laser





1. CERN activities

- last week
- **overview**

2. Plans for next week

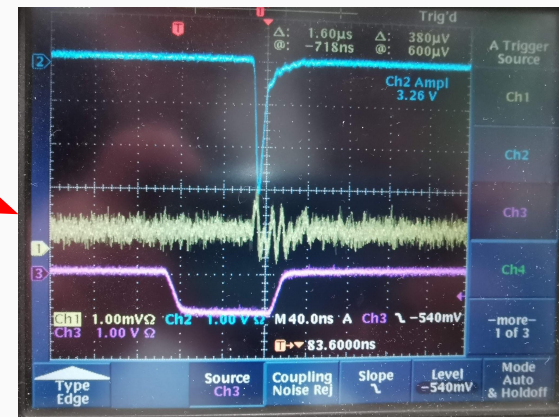
CERN overview

- installation of PMTs and closure of covers
- non-optical signal picking (aka ripple)
 - copper shielding
 - anodized surface removal
 - reduced from 20 mV to < 1 mV
- optical cross-talk measurement and correction (to ≤ 1 mV for 3V signal)
- calibration with cosmics and laser
- others: CFD, attenuation, signal shapes ..





CERN overview

- installation of PMTs and closure of covers
- non-optical signal picking (aka ripple)
 - copper shielding
 - anodized surface removal
 - reduced from 20 mV to < 1 mV
- optical cross-talk measurement and correction (to ≤ 1 mV for 3V signal)
- calibration with cosmics and laser
- others: CFD, attenuation, signal shapes ...



CERN overview

- installation of PMTs and closure of covers
- non-optical signal picking (aka ripple)
 - copper shielding
 - anodized surface removal
 - reduced from 20 mV to < 1 mV
- optical cross-talk measurement and correction (to ≤ 1 mV for 3V signal)
- calibration with cosmics and laser
- others: CFD, attenuation, signal shapes ...



- installation of PMTs
and closure of covers
- non-optical signal picking (aka ripple)
 - copper shielding
 - anodized surface removal
 - reduced from 20 mV to < 1 mV
- optical cross-talk measurement and
correction (to ≤ 1 mV for 3V signal)
- calibration with cosmics and laser
- others: CFD, attenuation, signal shapes ...



- installation of PMTs
and closure of covers
- non-optical signal picking (aka ripple)
 - copper shielding
 - anodized surface removal
 - reduced from 20 mV to < 1 mV
- optical cross-talk measurement and
correction (to ≤ 1 mV for 3V signal)
- calibration with cosmics and laser
- others: CFD, attenuation, signal shapes ...



- installation of PMTs
and closure of covers
- non-optical signal picking (aka ripple)
 - copper shielding
 - anodized surface removal
 - reduced from 20 mV to < 1 mV
- optical cross-talk measurement and
correction (to ≤ 1 mV for 3V signal)
- calibration with cosmics and laser
- others: CFD, attenuation, signal shapes ...



- installation of PMTs
and closure of covers
- non-optical signal picking (aka ripple)
 - copper shielding
 - anodized surface removal
 - reduced from 20 mV to < 1 mV
- optical cross-talk measurement and
correction (to ≤ 1 mV for 3V signal)
- calibration with cosmics and laser
- others: CDF, attenuation, signal shapes ...

Plans for next week

1. Analysis

- IPd/z mean & stddev as a function of p_T
- train model
- SV: how to select, how many are really affected with huge N_{SV} ?

2. O2-QC

- T0 and V0 have the same data format
- use RawDataReader from Ruben for viz. of T0 data

BACKUP




```
lower_edges=( 5 7 9 12 16 21 28 36 45 57 | 70 85 99 115 132 150 169 190 212 235)
higher_edges=( 7 9 12 16 21 28 36 45 57 70 | 85 99 115 132 150 169 190 212 235 -1)
```

momentum dispersion: $p_T D = \frac{\sqrt{\sum_{i \in jet} p_{T,i}^2}}{\sum_{i \in jet} p_{T,i}}.$

angularity:

