

On the matter of security of Canadian and US airspace.

(The material may be freely shared and distributed, provided appropriate credits are given. Pre-2024/5/26 versions of the letter have been emailed to some people mentioned in the letter to solicit their opinions, they were not intended for public distribution and may contain some errors and/or incorrect statements.)

Do NOT use AI to summarize the letter. The letter contains a number of sarcastic comments that utterly confuse all types of AI, e.g. one AI wrote, "The text explores various scenarios involving unusual movements of objects, such as Santa's sleigh, a witch's broomstick, and an asteroid ... "

June 4, 2024

1

2

3

4 Since airplanes share the sky with UAP, collisions are inevitable and seem to have already
5 happened multiple times resulting in thousands of lost lives; a few examples are provided below.
6 This letter was prompted by a recently published [paper](#) co-authored by the (now former) head of
7 the [AARO](#) of the US DoD S. M. Kirkpatrick, and a recent [Pentagon report](#), their sheer narrow-
8 mindedness and lack of substance are mind-boggling — both the paper and the report trivialize
9 UAP to extraterrestrial aliens. If not corrected, the two documents are likely to prevent needed
10 enhancements to air traffic safety, thus contributing to additional airplane crashes and thousands
11 of fatalities, YOUR families might be among them. The purpose of this letter is to prevent, or at
12 least mitigate, such tragedies in the future. The relationship between airplane accidents, UAP, and
13 other natural phenomena, permits forecasting different aspects of UAP, with a reasonable degree
14 of certainty, of course. Monitoring the parameters indicating an increased probability of a surge
15 in UAP and associated air travel hazards could go a long way toward improving air travel safety;
16 and such surges in UAP are as certain as death and taxes.

17 In this letter, most references are replaced with links; to access the source of information or to
18 sight a cited site, just click the corresponding [blue](#) link. To avoid misunderstanding, please verify
19 all quotes against the original sources. To make this letter less technical and more understandable
20 to as many people as possible, many technical terms are replaced with plain English, sometimes at
21 the cost of scientific rigor and precision; more accurate terminology and statements may be easily
22 found in the references. Although at first, some aspects of this letter may look hard, they aren't.
23 The letter is written to be understood by non-scientists — all you need to do to confirm/verify

24 statements is to click the corresponding link(s). Of all the information currently available, the
 25 letter concentrates on the relationship between UAP and earthquakes; to check anything about
 26 the latter, just go to the [USGS search tool](#), fill in the boxes, and click Search. The existence of a
 27 relationship between earthquakes and UAP does not imply that one of them causes the other.

28 Contents

29	§1 The first indications of deadly effects of UAP.	2
30	§2 Why are UAP hazards suppressed?	8
31	§3 Review of <i>Kirkpatrick et al</i> and the Pentagon report.	14
32	§4 The pattern of the spatial distribution of UAP.	17
33	§5 UAP in February 2023.	21
34	§6 Seismic patterns accompanying airplane crashes.	24
35	§7 Why Oumuamua isn't an alien craft.	31
36	§8 Why the 2014/1/8 meteor isn't an alien craft.	34
37	§9 Canadian and American UFO leaders.	36
38	§10 Discussion.	39
39	§11 Final remarks.	42

40 §1 The first indications of deadly effects of UAP.

41 UAP have been a hot topic recently, but the true danger of UAP seems to still be under the radar.
 42 The [1996/7/17 explosion of TWA 800](#), after [getting hit by a beam of light of undetermined origin](#),
 43 might have been the first observed deadly encounter of an airplane with a UAP.

44 Figure 1 shows two graphs of UAP sightings. The period of the highest annual UAP count,
 45 around 2014, coincided with the period of the highest frequency of unexplained/poorly explained
 46 commercial airplane accidents, some of which are:

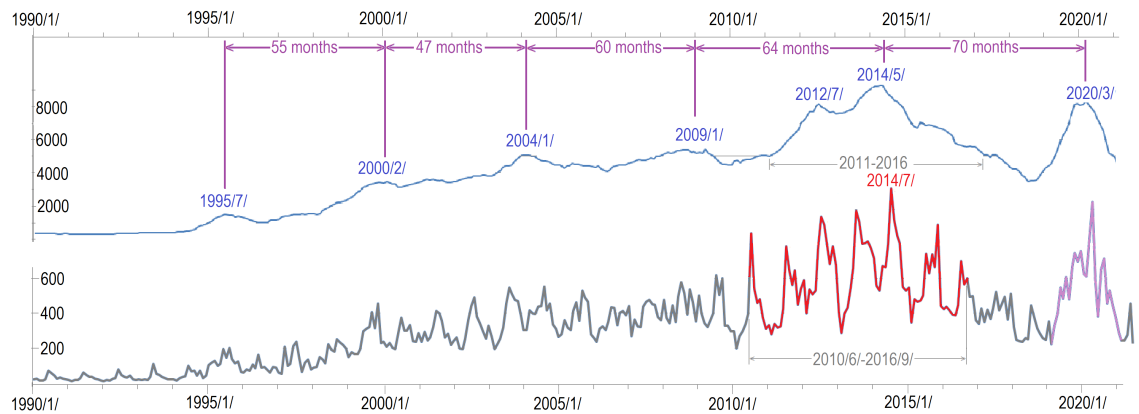


Figure 1: The bottom graph shows monthly global UAP sightings in 1990 – 2021, according to NUFORC. The top graph shows the 12-month running sum $\sum_{j=n-6}^{n+5} m(j)$, where $m(j)$ is the number of reported UAP sightings in month j ; it's an improvement on annual numbers. Notice quasi-periodic surges repeating on average every 59 months. The graphs are constructed from the data available in 2021/12/. Also, see <https://www.businessinsider.com/ufo-sightings-have-been-steadily-decreasing-2019-6>. The 2020 surge in UAP is not discussed here.

- 47 1) 2013/11/29 LAM Mozambique Airline 470, attributed to the pilot's suicide, but AMOPAR
 48 disputed the report, explaining that the maneuvers of the pilot followed the Embraer's manual
 49 about how to "act in emergency situation to avert disaster";
- 50 2) 2014/3/7 Malaysia Airlines 370, simply vanished into thin air;
- 51 3) 2014/7/23 TransAsia Airways 222, unusual sounds before the crash could not be explained;
- 52 4) 2014/7/24 Air Algerie 5017, something obstructed pressure sensors;
- 53 5) 2014/12/27 AirAsia 8501, can't explain why the captain removed the breaker to cut power;
- 54 6) 2015/3/24 Germanwings 9525, attributed to the co-pilot's suicide, the investigation proceeded
 55 at the lightening speed of Stalin's NKVD troikas and the decision was announced within 2 days
 56 of the accident; in the spirit of Stalin's NKVD troikas, the "proofs" were produced and publicized
 57 afterward, while the "inconvenient" information has been kept out of the public eye;
- 58 7) 2015/10/31 Metrojet 9268, an undetermined cause;
- 59 8) 2016/5/19 EgyptAir 804, an undetermined cause with evidence of fire onboard.

60 That's at least 8 commercial airplane disasters with 1022 fatalities within merely 30 months;
 61 the first 6 accidents occurred within 16 months; never before or after, has the world witnessed
 62 so many unexplained or poorly explained airborne tragedies within such a short period. None of
 63 the accidents had a full explanation, all left lots of questions unanswered. At least two commer-

64 cial planes crashed in July 2014, the month with the highest monthly UAP count. The list does
 65 not include a) crashes of military aircraft, like the baffling 2017/6/7 crash of Myanmar Air Force
 66 Shaanxi Y-8; b) crashes of small and private aircraft, like the 2018/8/4 crash of Ju-Air Junkers
 67 Ju52, which practically mirrored the 2015/3/24 crash of [Germanwings 9525](#); c) crashes and acci-
 68 dents that were satisfactorily explained; d) politically charged accident(s). We shall refer to the
 69 period as the *2013/11/29 – 2016/5/19 rain of death*.

70 A somewhat larger 2012/12/2 – 2016/11/14 period was also fraught with unexplained close
 71 calls, e.g. 1) [2012/12/2 Scotland](#); 2) [2013/6/4 China](#), also [here](#); 3) [2013/7/19 UK](#); 4) [2014/3/19](#)
 72 [Australia](#); 5) [2014/11/5 Germany](#); 6) [2014/12/15 Scotland](#); 7) [2015/4/7 Iceland](#); 8) [2016/4/17](#)
 73 [UK](#); 9) [2016/11/14 Canada](#), etc. Figure 1 shows that the 2012/12/2 – 2016/11/14 period of close
 74 calls practically coincided with the period of elevated level of UAP sightings.

75 In 2019, the Pentagon announced [almost daily encounters of US Navy pilots with UAP from](#)
 76 [mid-2014 till early-2015](#), that's right in the middle of the 2013/11/29 – 2016/5/19 period of airplane
 77 accidents and the 2012/12/2 – 2016/11/14 period of close calls. The [mid-2014 to early-2015](#) period
 78 coincided with rather spectacular cosmic ray undulations shown in Figure 2. Similar, although not
 79 as spectacular, undulations in cosmic rays surrounded

- 80 1) [1996/7/17 explosion of TWA 800](#), preceded by a collision with a UAP;
- 81 2) [1998/9/2 explosion of Swissair 111](#), attributed to an onboard fire, investigators "[identified](#)
 82 [evidence of arcing in wiring of the in-flight entertainment network \(IFEN\)](#), but ... [investigation](#)
 83 [was unable to determine whether this arc was the 'lead event' that was assumed to have ignited](#)
 84 [the flammable covering on MPET insulation blankets that quickly spread across other flammable](#)
 85 [materials.](#)";
- 86 3) [1999/10/31 crash of EgyptAir 990](#), attributed to the pilot's suicide, which resulted in Egyptian
 87 media's campaign of outrage;
- 88 4) [1997/12/19 SilkAir 185](#) attributed to the captain's suicide, but an official investigation by the
 89 Singapore Police Force found "[no evidence that the pilot, copilot, or any crew member had suicidal](#)
 90 [tendencies or a motive to deliberately cause the crash](#)", the investigation revealed '[chip-outs](#)' and
 91 [numerous burrs](#) of unknown origin on the servo valve of the plane's rudder, as if something brushed
 92 against the aircraft in the air.

93 The 1996/7/17 – 1999/10/31 disasters took 780 lives and more or less coincided with the drastic

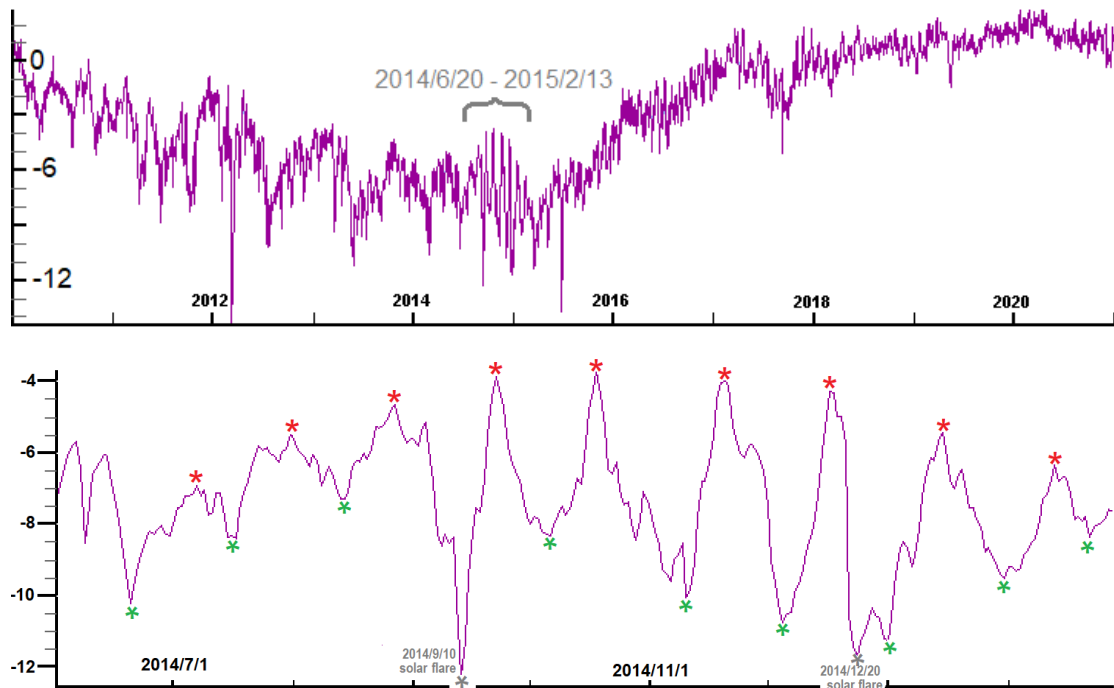


Figure 2: Cosmic ray variations, daily resolution, show rather unusual undulations in 2014/6/20–2015/2/13 with the crests/troughs marked correspondingly by red/green asterisks. Although 27-day variability in cosmic rays has been known for years; never before or after did the crests adhere so precisely to a sine-like shape. The troughs also adhered to a sine-like shape of twice the frequency of the crests; the only two troughs which did not fit the pattern, marked by gray asterisks, were due to the 2014/9/10 and 2014/12/20 X-class solar flares. The graph is produced with <http://cr0.izmiran.ru/mosc/main.htm>; some monitors at <https://www.nmdb.eu/nest/> produce similarly-shaped curves, while the others produce curves whose crests and troughs somewhat deviate from the sinusoidal behavior. However, all monitors show that the undulations coincided with almost daily encounters of US Navy pilots with UAP from mid-2014 till early-2015. Resonance with lunar periodicity is not discussed here.

94 1995 – 2000 rise in the speed of the magnetic North Pole and no less drastic 1996/6/ – 2000/2/
 95 rise in UAP sightings shown in Figure 3. The graphs of the speed of the magnetic North Pole and
 96 UAP sightings in Figure 3 are remarkably similar, suggesting that the Earth’s magnetic field plays
 97 a crucial role in UAP. We shall refer to the period as the 1996/7/17 – 1999/10/31 rain of death.

98 As Figure 4 shows, the graph of monthly UAP sightings changed in tandem with the flow of
 99 protons in the Van Allen Belts; the period of elevated UAP count in Figure 1 roughly coincided
 100 with the presence of stripes; and the 2013/11/29 – 2016/5/19 period of elevated frequency of
 101 unexplained/poorly explained airplane accidents roughly coincided with the widest stripe. Figure 5

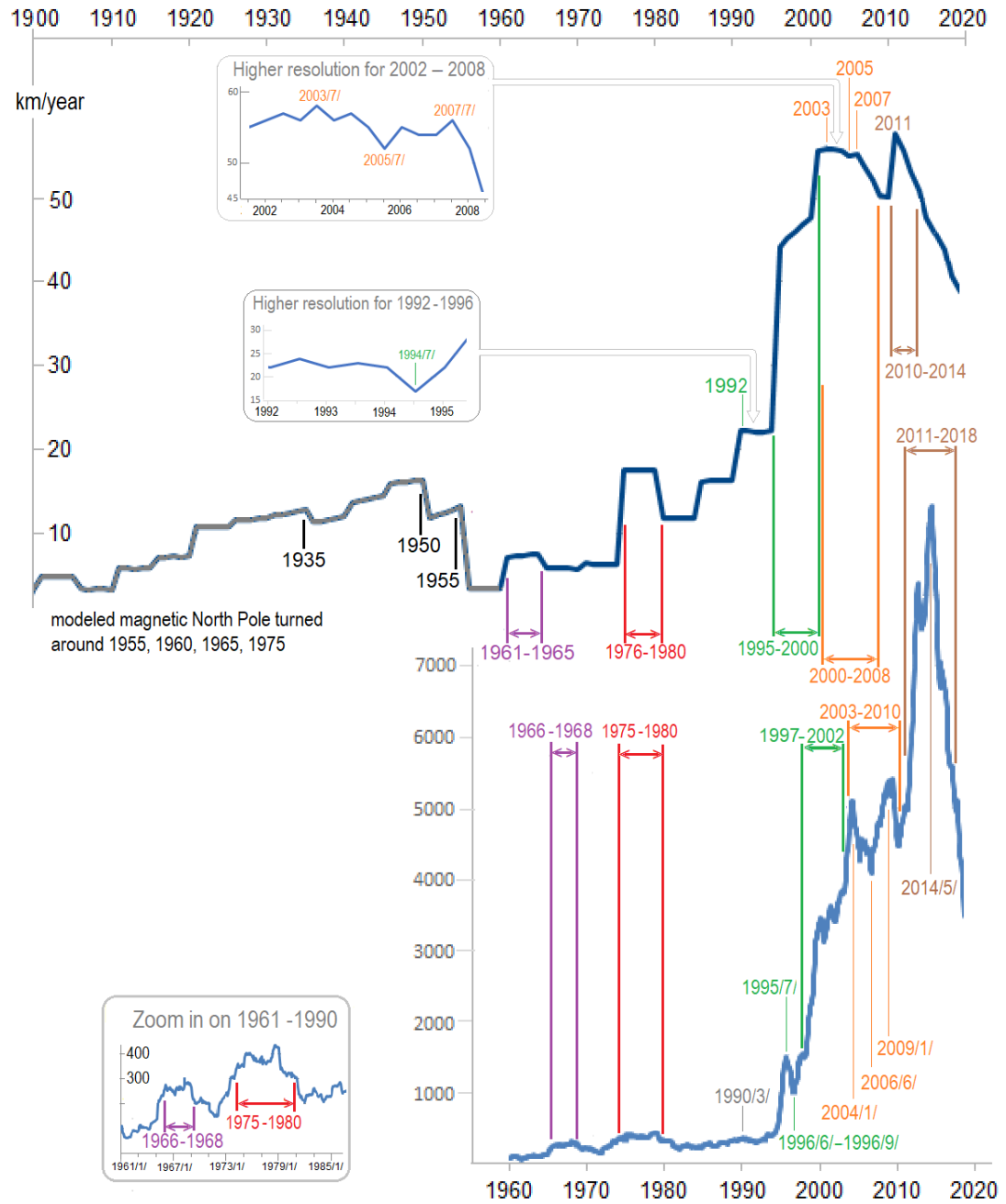


Figure 3: The top graph shows the [speed of the magnetic North Pole](#); the insets zoom in on 2001/7/ – 2008/7/ and 1991/7/ – 1995/7/ with a higher resolution. The location of the magnetic North Pole's position has been measured only a few times shown [here](#), most of the graph is based on estimates – hence, the graph is only approximate. The bottom graph shows the [12-month running sum of UAP sightings](#), same as in Figure 1. The bottom graph is very similar to the 1960 – 2011 part of the top graph, the corresponding features are indicated with similarly-colored labels. The bottom graph shows troughs at 2006/6/ and 1996/6/-1996/9/, the top graph shows corresponding troughs at 2005 and 1993-1994, but they're barely perceptible. However, the higher-resolution insets reveal much more perceptible troughs at 2005/7/ and 1994/7/. The 2011 – 2018 surge in the bottom graph exceeds the 2010 – 2014 surge in the top graph, the cause of that is known but falls outside the scope of this letter.

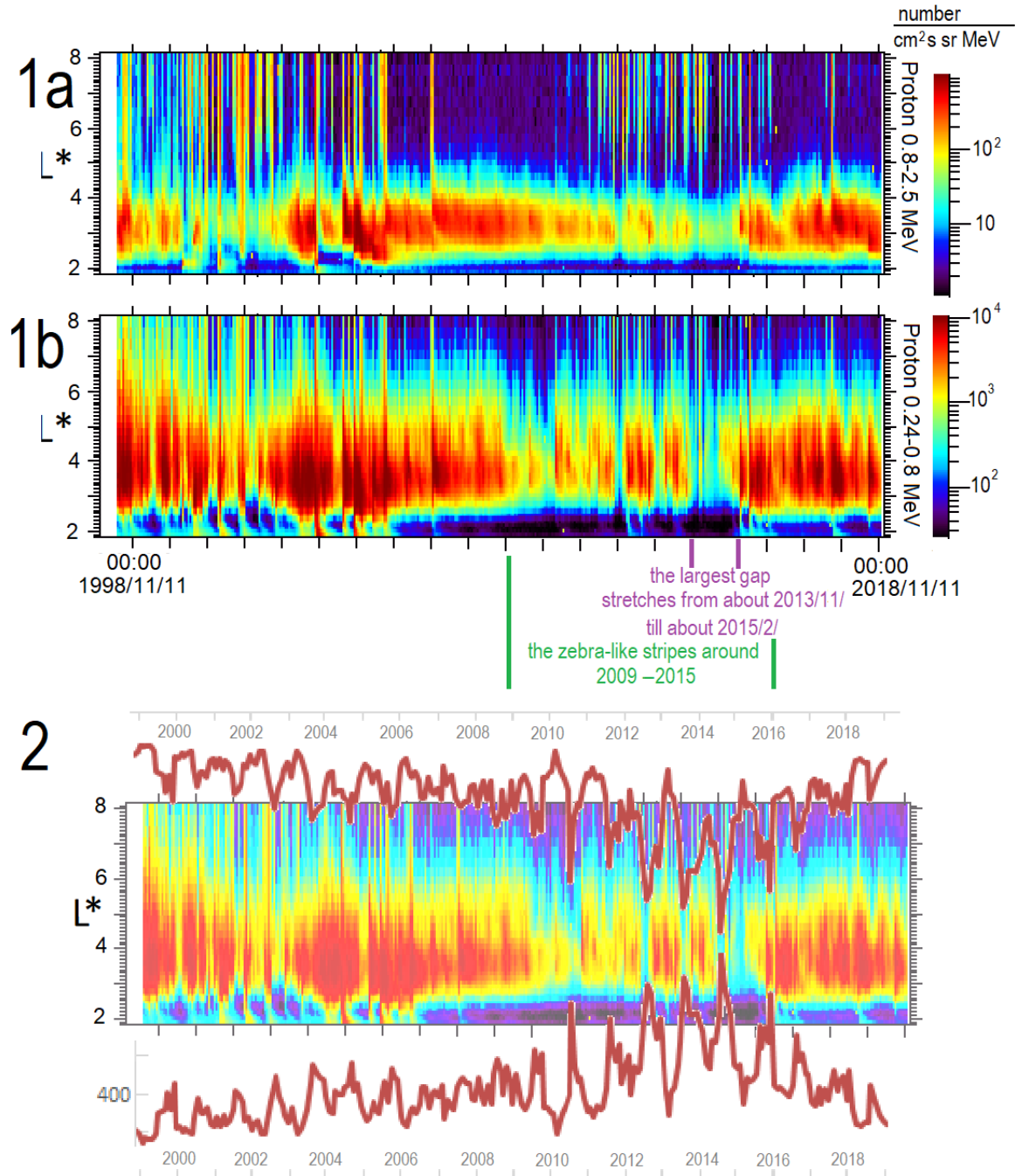


Figure 4: The top two graphs show unidirectional proton flux in the Van Allen Belts for energies of 0.24-0.8 MeV (1a) and 0.8-2.5 MeV (1b); for precise definitions and statements, see Figure 2 at <https://hal.science/hal-02797017/document>. The zebra-like stripes appeared in approximately 2009 – 2015, which had preceded the 2012/12/2 – 2016/11/14 period of the aforementioned close calls by 2-3 years. The largest stripe stretched through 2013/11/ – 2015/2/, which is approximately the period of the first six aforementioned airplane crashes and includes the period of almost daily encounters of US Navy pilots with UAP. In part 2, the re-scaled graph of the monthly UAP sightings from Figure 1 is superimposed on graph 1b with an ≈ 6.5 -month lag. The crests of the monthly UAP sightings correspond to gaps in the proton flux; that is especially well-pronounced in 2010 – 2016. The 2015/11/ crest does not appear to correspond to a gap; yet, it does, it corresponds to a gap in 1a.

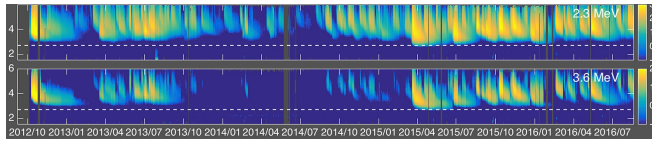


Figure 5: Electron differential fluxes in the inner Van Allen Belt shows a gap from 2013/10 to 2015/4/, that's the time of the first 6 airplane accidents.

102 shows the flow of electrons in the Van Allen Belts; the 2013/10 – 2015/4/ drop practically coincided
 103 with the time of the first six commercial airplane accidents; the phenomenon peaked around
 104 2014/7/, affecting even the upper portion of the graph, that's when UAP sightings and airplane
 105 crashes peaked. That suggests that the Van Allen Belts also play an important role in UAP, but
 106 a more detailed discussion falls outside the scope of this, already bloated, letter.

107 Is there a connection between airplane accidents, UAP, cosmic rays, the Earth's magnetic
 108 field, the Van Allen Belts, and perhaps other natural phenomena; and what kind of connection is
 109 it? Why are the graphs of UAP sightings and the speed of the magnetic North Pole in Figure 3
 110 so similar? Why do UAP sightings change in tandem with proton flux in Figure 4? These are the
 111 most reasonable questions that should have been asked and investigated, but they haven't been.
 112 Not only have there been no attempts to answer these questions, but the questions themselves
 113 have been suppressed and drowned out by self-proclaimed "experts" supported by a rather large
 114 following of fanatical believers in ET aliens.

115 §2 Why are UAP hazards suppressed?

116 Over the years, the claims and actions of [believers in aliens](#) have varied from deadly [Heaven's Gate](#)-
 117 like; to ludicrous [Ghostbusters](#)-like shown in Figure 6; to [books on sex and orgasm with aliens](#),
 118 also [here](#), and [here](#), and [gay aliens](#), to recent articles on [summoning aliens](#). I don't know why one
 119 would want to summon aliens, but perhaps to have sex and experience an alien orgasm. Numerous
 120 think tanks, task forces, [foundations](#), [scientific coalitions](#), [MUFON](#), etc., have been popping up
 121 like gaudy fly agarics after an autumn rain. And just like the fly agarics of today are no different
 122 from the fly agarics of a century ago; the proclamations of today's peddlers of aliens aren't that
 123 different from the proclamations of peddlers of Martians a century ago. For example, claims that
 124 [Oumuamua might be an alien spaceship](#) aren't that different from the 1910 clipping in Figure 7;
 125 "scientists' " promises that [aliens are about to visit us](#), also [here](#), and [here](#), etc., are practically



Figure 6: This machine, inspired by [Ghostbusters](#), was built to find extraterrestrial aliens. [Ghostbusters](#) is a comedy, but the machine has been built for real. Unlike ghostbusters who caught ghosts quite regularly, the inventors of the machine have not found a single alien yet. There must be considerably more ghosts than aliens. But who funds the project?



Figure 7: Three clippings from century-old newspapers. The January 30, 1910 clipping is almost identical to the claims made by [Professor Avi Loeb](#) of Harvard University, e.g. [here](#),

[here](#). The April 8, 1895 clipping is identical to popular statements that aliens are about to visit us, e.g. [here](#), [here](#). Since at least 1895, "scientists" have been telling us

that Martians/aliens would arrive within 10 years, so where are they? The event in the 3rd clipping is contemporaneous with the UFO described by David Grusch in his testimony. Whatever alien stuff is peddled to us today, seems to be a regurgitation of century-old news; the only difference is that back then, they called them "Martians", and now, they call them "aliens". The clippings were made by Chris Aubeck for MagoniaExchange.

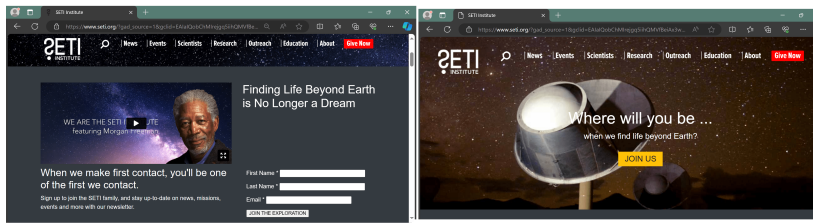


Figure 8: SETI's website shows "Finding Life Beyond Earth is No Longer a Dream" and a promise "When we make first contact, you'll be one of the first we contact". Where are the long-promised

aliens? Notice the prominent "Give Now", as if millions of dollars in grants do not suffice.



Figure 9: Volcanic lava bomb that could be easily mistaken by an eager alien-worshipper for an alien with limbs torn off.

126 indistinguishable from the 1895 clipping in Figure 7.

127 David Grusch's testimony "to have viewed documents reporting that Benito Mussolini's

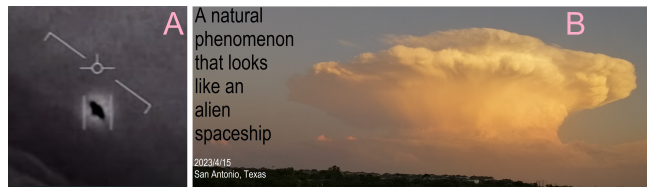


Figure 10: Picture "A" is an [alleged alien craft](#), picture "B" is a photo I took in San Antonio on 2023/4/15. Such aerial formations are often misrepresented by UFO fanatics as mother-ships. Volcanic lava bombs shown [here](#) and [here](#), also have a similar shape.

128 [government recovered a "non-human" spacecraft in 1933](#)" refers to the same year as the testimonies
 129 of two mediums shown in Figure 7. With both Grusch and the two mediums claiming there were
 130 aliens/Martians in 1933, who can doubt it now? (that's meant to be sarcastic) But, there might
 131 be a shadow of truth in Grusch's testimony. The [April-May 1933 increase in Vesuvius' activity](#),
 132 also [here](#), right on the heels of the 1933/1/8 VEI=5 and 1932/4/10 VEI=6 eruptions and merely
 133 3 years after the [1930/9/11 VEI=3 Stromboli eruption](#), must have raised concerns that Vesuvius'
 134 activity might grow into a much more powerful eruption. The Mussolini government must have
 135 commissioned a report on hazards of a powerful eruption in Italy, which must have included pictures
 136 of victims burned or scalded by lava who looked like [here](#), and [here](#), as well as pictures of lava
 137 bombs, some of which might look like aliens, e.g. Figure 9. Some lava bombs, e.g. [here](#), [here](#),
 138 and [here](#), may look like alien probes while airborne; Figure 10 presents other similarly-shaped
 139 objects which could be mistaken for alien probes or mother-ships. The Allies must have seized
 140 some pictures without accompanying text and interpreted them as pictures of aliens and/or alien
 141 craft, and that's what Grusch might have caught the wind of. The 1940s and 1950s saw a surge
 142 in UAP, more-or-less explained by Figure 3, but it was a mystery back then.

143 Much of the alien hysteria seems to be driven by [money](#) — selling books, attracting tourists
 144 and alien-faithful, [selling "alien" memorabilia](#), Internet sites, and [videos](#) to attract online traffic,
 145 getting research grants and [donations](#), not to mention membership fees and [conference fees](#) charged
 146 by [ufological organizations](#), generate millions. One of the most profitable ufological organisations
 147 seems to be [MUFON](#) that has been running a sprawling business since 1969. Would they all kill
 148 the goose laying golden eggs? Of course, not.

149 Larger organizations aim at larger amounts, e.g. Breakthrough Starshot calls itself [a \\$100](#)
 150 [million research and engineering program](#) and describes one of its projects "[such a mission will](#)
 151 [ultimately cost billions of dollars](#)"; the Sol Foundation starts the description of its goals as "The
 152 time has come for serious, [well-funded, and cutting-edge academic research into the nature of](#)

153 Unidentified Aerial Phenomena and their broad cosmological and political implications ...", "well-
 154 funded" comes before anything else; the Galileo project whose activities were founded by \$1.8
 155 million as of 2021; SETI demands NASA funding (since NASA doesn't print money, I assume
 156 NASA funding comes from taxes). With their new slogan "Finding Life Beyond Earth is No Longer
 157 a Dream" and a promise "When we make first contact, you'll be one of the first we contact" shown
 158 in Figure 8, SETI seems to assure us that they will discover aliens soon. What if they don't? As
 159 Figure 7 shows, such promises go back to, at least, 1895, but where are the aliens? Will SETI
 160 return all the tax money, if they don't live up to their promises? As per her CV, a junior SETI
 161 member Kimberly Bott gets "PI'd grants and scholarships totaling 900,000 USD; contributor to
 162 additional grants 12 million USD; total direct awards 2 million" while participating in "NASA
 163 ROSES HabWorlds 980,852 (sub 399,016) USD; 2023 ... HST-GO/AR grant 196,897 (sub 16,612)
 164 USD; 2022 ... NASA ROSES HabWorlds 771,945 (sub 443,116) USD; 2020 ...". If each of the 94
 165 more senior scientists listed on the SETI's website gets similar funding (typically, senior members
 166 get more, but they don't seem to post the amounts online), the total of all members' grants could
 167 amount to a lotta dough. Judging by Kimberly's CV, most of it comes from NASA, that is from the
 168 taxes we all pay. A 2010 article by SETI's Seth Shostak refers to aliens as "putative", (Merriam-
 169 Webster explains "putative" as "1: commonly accepted or supposed 2: assumed to exist") and
 170 states, "Conclusions. ... the majority of aliens that are beyond our level are not merely another
 171 species; they are of an entirely different construction altogether" What majority of aliens? Why
 172 "are"? Why "putative"? I do not think the so-called aliens are commonly accepted or assumed to
 173 exist by the majority. In science, only an observation can prove something, and no one has ever
 174 observed an alien. Santa and Rudolph are putative, we even know what they look like and where
 175 they live; but aliens? SETI "scientists" remind me of ancient Greek priests who kept on telling
 176 Greeks about putative gods while collecting good salaries and benefits, but where are those gods?
 177 When asked about Grusch's claims, Shostak replied, "Where is the evidence?" But where is the
 178 evidence of the claims made by Shostak and SETI? There might be a shadow of truth in Grusch's
 179 testimony, I see none in Shostak's and SETI's claims.

180 The business model employed by them all is reminiscent of an old fable. Hodja Nasreddin
 181 boasted that he could teach a donkey to become a civil servant. When the king heard about
 182 this, he ordered that Nasreddin be brought before him. The king told Nasreddin, "Either you can

183 prove that you can teach a donkey to become a civil servant, or I shall execute you", to which
 184 Nasreddin replied, "O, mighty king, it takes a man 30 years to become a civil servant, please allow
 185 me as much time. Also, it takes money to prepare a good civil servant, so please provide me with
 186 appropriate financial support for 30 years". The king agreed. At home, Hodja Nasreddin's wife
 187 began to weep and mourn, "Why did you cheat the king? If he finds out that you have cheated
 188 him, he will execute you." "Calm down," Nasreddin replied, "I have assured us a good life for 30
 189 years. In that time either the donkey will die or the king". As Figure 7 shows, each generation of
 190 peddlers of aliens has prophesied an impending coming of aliens since at least 1895, while enjoying
 191 the generous support of useful idiots; and then the next generation, and the next. What really
 192 surprises me is that the fable, in one form or another, dates back to thousands of years ago, but
 193 its business model is still successfully employed by so many. Indeed, there is a faithful believer in
 194 aliens born every minute.

195 To learn a bit more about peddlers of aliens, I joined the so-called [Scientific Coalition for](#)
 196 [UAP](#), also [here](#), and [here](#). I was promptly expelled once they found out I neither believed in
 197 aliens nor was willing to fake believing in aliens. Among their [leading members](#) is a professor
 198 of Geography at Simon Fraser University and Associate Dean Paul Kingsbury. The professor
 199 has used his [SSHRC](#) Insight Grant to conduct his research, described as "... [This research has](#)
 200 [involved attending UFO, Bigfoot, and crop circle conferences, studying UAPs ... and participating](#)
 201 [in ghost investigations ... and partaking in Bigfoot expeditions ...](#)". Another description of the
 202 project adds, "[Central to these new paranormal cultures is the increase in popularity of paranormal](#)
 203 [investigation organizations and conferences that study anomalous phenomena, in particular ghosts,](#)
 204 [UFOs, and "monsters" such as Sasquatch. Using scientific models, rhetoric, and techniques, these](#)
 205 [organizations and conferences have resulted in the democratization of paranormal investigation and](#)
 206 [greater availability of paranormal experiences for a significant number of people.](#)" I could not find
 207 the exact amount of his grant; but since the professor [supports one MA and two PhD studentships](#)
 208 and travels to numerous conferences, I'd roughly guesstimate his grant to be between Ca\$500,000
 209 and Ca\$1,000,000. I am sure Canadian taxpayers, struggling to put food on the table, are happy
 210 to help the professor to attend UFO, Bigfoot, and crop circle conferences, participate in ghost
 211 investigations, and partake in Bigfoot expeditions; and while struggling with the limitations of
 212 Canada's health care, they will rejoice to learn about [greater availability of paranormal experiences](#)

213 for a significant number of people. But one thing really baffles me, why isn't the professor interested
 214 in Pinocchio? UFOs, Bigfoot, crop circles, Sasquatch, but no Pinocchio. Why no Pinocchio?

215 Not to be outdone, US and Canadian government agencies have been setting up their own
 216 committees/think tanks/task forces/whatever else, e.g. DoD, NASA, ODNI in cooperation with
 217 the Office of Nasal Intelligence, Sky Canada Project, etc. None of these agencies have produced
 218 any results, but as Sir Humphrey Appleby said in *Yes, Minister, The Compassionate Society*,
 219 "... we don't measure our success by results but by activity and the activity is considerable ...".

220 Despite the progress of science, there are still huge gaps in our knowledge, and when faced with
 221 an unknown phenomenon, some people superstitiously attribute the phenomenon to supernatural
 222 creatures like goblins, spirits, ghosts, vampires, demons, angels, Pinkieotinkie, gods, Santa Clause,
 223 witches on brooms, witches without brooms, mermaids, Rudolph the Red Nose, Martians, aliens,
 224 etc. (it's called fictophilia), while others deny the very existence of the unknown. It happened
 225 millennia ago, when unable to explain lightening and thunder, people attributed them to Zeus and
 226 his friends; and it's happening now, when unable to explain UAP, people attribute them to aliens.

227 Unlike peddlers of aliens, government agencies do not seem to have ulterior motives nor are
 228 they making money on peddling stories of aliens, instead, they are wasting taxpayers' money on
 229 denying the stories of aliens. Their inability to properly address UAP is mainly due to a lack
 230 of aptitude and a typical bureaucratic approach so well shown in *Yes, Minister* and its sequel.
 231 Governments hope that quantity will eventually turn into quality, and somehow the problem will
 232 get resolved, as long as they throw lots of money at it, set up lots of committees, and hire lots
 233 of people, often turning to the very same peddlers of aliens whom they call "experts" or "highly
 234 qualified personnel".

235 The latest representative of such government activity is "[An environmental analysis of public](#)
 236 [UAP sightings and sky view potential](#)" recently published in *Scientific Reports* 13, 22213 (2023),
 237 <https://doi.org/10.1038/s41598-023-49527-x> and reinforced by the recent [Pentagon report](#).
 238 Co-authored by none other than the (now former) head of [AARO of the US DoD](#), S. M. Kirk-
 239 patrick, professor of Geography [R. M. Medina](#), and professor of Geography [S. C. Brewer](#), the paper
 240 exudes an aura of scientific credibility. That, according to [Medina's CV](#) and [Brewer's CV](#), the two
 241 professors have received research grants totaling over US\$ 2,000,000, lends even more credence to
 242 the paper. Even though Kirkpatrick is not the first author of the paper, the paper will be referred

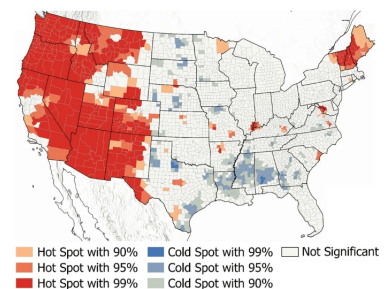
243 to as *Kirkpatrick et al*, due to Kirkpatrick's position as the head of AARO; as such, Kirkpatrick
 244 bears the highest responsibility for the publication. At first, I was excited to read the paper; but
 245 once I started, my excitement quickly turned into bewilderment and dismay.

246 §3 Review of *Kirkpatrick et al* and the Pentagon report.

247 (May, and perhaps should, be omitted on first reading)

248 The section titled "Results" revolves around the picture reproduced in Figure 11. It is a nice
 249 picture, but nowhere does the paper mention previously obtained similar results, e.g. [here](#), and
 250 [here](#), and [here](#), and [here](#), and [here](#), and [here](#), and [here](#), and [here](#), etc., as is customary in
 251 research papers. While none of these was even mentioned; *Watters, W. A. et al. The scientific*
 252 *investigation of unidentified aerial phenomena (UAP using multimodal ground-based observatories.*
 253 *J. Astron. Instrum. 12(1), 234006 (2023)*, was quoted twice, as references 29 and 45, but why? Is
 254 it to increase the quotation index, [as discussed in the story of an aspiring rector](#) and [the story of a](#)
 255 [former dean of the Stevens Institute of Technology](#)? I'd assume, it'd been peer-reviewed, and both
 256 the reviewer(s) and the publisher wholeheartedly supported double referencing of the same source.
 257 It's hard to believe that the authors were unaware of the previously obtained results; after all,
 258 Kirkpatrick was the head of the DoD division responsible for studies of UAP (DoD's top [Man in](#)
 259 [Black](#)), isn't he supposed to be familiar with the information pertaining to the subject? According
 260 to [this website](#), [this website](#), and [this website](#), as well as many other sites, such behavior
 261 constitutes plagiarism. Several statements in *Kirkpatrick et al* also raise eyebrows, e.g. "*The*
 262 *results from a hotspot analysis ... show a strong trend with many more population standardized*
 263 *sightings (i.e., county reports per 10,000 people) reported in the Western U.S.*" without mentioning

Figure 11: The main result of *Kirkpatrick et al* published at <https://www.nature.com/articles/s41598-023-49527-x>; it shows the density of UAP sightings per capita in each county. Roughly speaking, hot spots are the counties where per capita UAP count is above average, cold spots are the counties where per capita UAP count is below average. Roughly speaking, the darker the red hot spots, the more UAP per capita are there; the darker are the blue cold spots, the less UAP per capita are there. For proper definition and explanation, the reader is referred to *Kirkpatrick et al* and textbooks. The graph is essentially a processed version of the 2014 [John Nelson's graph](#).



264 that what they claim, has been known for at least a decade and is clearly seen in the previously
 265 quoted sources. The University of Utah even set up a [special website](#) to attribute the "discovery"
 266 to *Kirkpatrick et al.* Isn't that plagiarism? A number of Internet sites obsequiously parroted the
 267 word of the great discovery, e. g. [here](#), [here](#), [here](#), [here](#), etc.

268 I expressed my concerns about possible plagiarism to Rafal Marszalek srep@nature.com,
 269 susie.winter@springernature.com, and ann.holbrook@utah.edu in 2024/1/10-11 emails. I also emailed
 270 my concerns to the two professors, I couldn't contact Kirkpatrick, as I could not locate his contact
 271 information. The only reply came on 2024/2/7 by email from Zachary Mitchell u0405750@umail.utah.edu,
 272 "*As the Research Integrity Officer (RIO) for the University of Utah, I have thoroughly reviewed*
 273 *the allegations and supporting evidence and concluded that the available evidence does not support*
 274 *the claim of plagiarism against Dr. Medina in the Scientific Reports publication, titled: 'An en-*
 275 *vironmental analysis of public UAP sightings and sky view potential'*" I beg to differ; as to me,
 276 plagiarism is epitomized by Tom Lehrer's "[Let no one else's work evade your eyes, Remember why](#)
 277 [the good Lord made your eyes. So don't shade your eyes, But plagiarize, plagiarize, plagiarize.](#)
 278 [Only be sure always to call it please 'research'](#)" What do you think? Is it plagiarism or not? Is it
 279 similar to [the story](#) discussed [here](#)?

280 *Kirkpatrick et al* did a certain type of averaging not seen in previous presentations; but
 281 applying a blur tool, e.g., to [John Nelson's graph](#), yields a similar picture. In case no blur tool is
 282 available, [taking a few glasses of tequila or vodka, would likely produce a similar effect](#). In some
 283 parts, a decade-old [John Nelson's graph](#) seems to produce better results than *Kirkpatrick et al.*

284 But plagiarism, if any, is dwarfed by the narrative the paper delivers.

285 In the section "Results", *Kirkpatrick et al* states, "*All results except for cloud cover support the*
 286 *general hypothesis that people will see things when they have the opportunity to.*" In "Discussion and
 287 conclusions", they claim "... *cultures of paranormal ideation (e.g., impacts of Area 51, Roswell, New*
 288 *Mexico). ... This research begins to answer this question by considering how much human made airborne*
 289 *activity is occurring. The highly credible relationships with air traffic and with military activity suggest*
 290 *that people are seeing, but not recognizing, things that are human made. As an example, a hot air balloon*
 291 *seen from a far enough distance can look unexplainable, especially if it is seen by someone who has not*
 292 *seen one before. Drones, which we did not test specifically for, can seem to fly erratically in areas where*
 293 *people aren't used to seeing things moving in the sky. It is unlikely that events, such as ball lightning,*

294 seismic based lights, ... or other natural occurrences are responsible for more than a small portion of these
 295 reports, as they are rare events themselves. ... Some patterns in the reported sightings might be explained
 296 by sociocultural factors. For example, are there spikes of reports after Hollywood attention is given to
 297 movies or TV shows on aliens? Are some cultures more likely to see UAPs, because of their belief systems?
 298 Have some U.S. regions/places been given more attention to historical UAP sighting reports? There is
 299 no question that geography and "place" influence people's belief systems and behavior. In some places, the
 300 expectation of what you are supposed to see may influence what you actually see. In a process termed
 301 motivated perception, people may bias their perceptions to arrive at expected conclusions that meet their
 302 goals or offer rewards. If your goal is to see a UAP, you may very well see one given the opportunity.
 303 However, it is important to point out that there are many sighting experiences which people are reluctant
 304 to report. There are many who fear stigmatization and attacks from the public, and others who previously
 305 had no belief in UAPs, but had an experience that convinced them of the opposite."

306 On 2023/7/20, [Kirkpatrick was quoted as saying](#), "A small number of the reports – roughly
 307 2-5% of cases – are unexplained anomalies", which implies that 95-98% are all known things.
 308 Would he be able to explain why these known things make the graph of UAP sightings in [Figure 3](#)
 309 so similar to the graph of the speed of the magnetic North Pole? Or why UAP sightings match the
 310 number of particles in the Van Allen Belts in [Figure 4](#)? Or what caused UAP sightings to surge
 311 in 2010 – 2016 and the global maximum to be attained in mid-2014? Or the patterns discussed
 312 further on in this letter? Or why so many airplane tragedies took so many human lives at the peak
 313 of UAP sightings?

314 On 2024/3/8, the Pentagon/AARO released "[Report on the Historical Record of U.S. Gov-](#)
 315 [ernment Involvement with Unidentified Anomalous Phenomena \(UAP\), Volume I, February 2024](#)",
 316 dated 2024/3/6, undoubtedly prepared under Kirkpatrick's guidance. *Kirkpatrick et al* and the
 317 Pentagon report is a classical example of "[the blind leading the blind](#)" and reminds me of an old
 318 fable.

319 After a shipwreck, a sailor gets stranded on a desert island. The only other living thing on
 320 this island is a goat. After several years, the sailor gets so sex-starved that he attempts to have
 321 sex with the goat; the goat, of course, isn't interested in him (perhaps the goat does not find him
 322 handsome) and keeps on running away. One day, he rescues a beautiful woman, the only survivor
 323 of another shipwreck, who tells him, "Thank you for saving me, I will do anything to repay you,

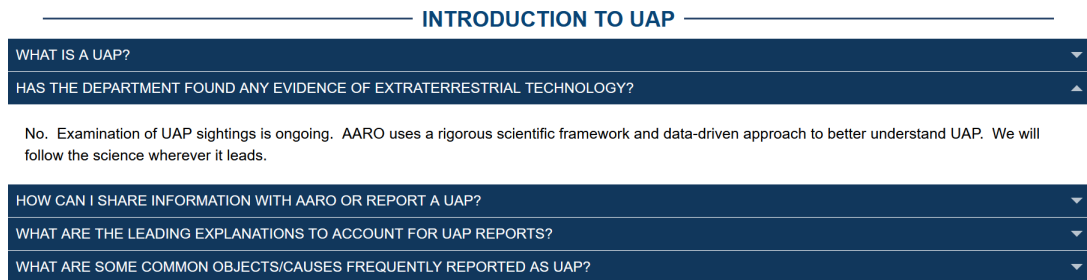


Figure 12: Screenshot of AARO's website. ETs figure on the second line, while nowhere does it even mention a possibility of UAP being related to natural phenomena.

324 Anything." The sailor replies, "Would you hold down the goat for me."

325 Typically, fables don't need to be explained; but given the level of some people involved in
 326 UAP "research", I provide a short explanation. The sailor is so fixated on banging the goat that
 327 he cannot comprehend that there is a real woman right next to him, all he needs to do is to raise
 328 his eyes and glance around. In the same way, the Pentagon, as well as other government offices,
 329 are so fixated on ET aliens that they cannot comprehend that UAP might be related to some
 330 natural phenomena that are right there in plain sight; all they need to do is just raise their eyes
 331 and glance around. Instead of trying to find an explanation to UAP, the Pentagon, as well as
 332 other government agencies, keeps on "banging" the ~~goat~~^{subject} of aliens; and by doing so, they only
 333 play into the hands of the peddlers of aliens. As an old adage goes, "When you are arguing with
 334 a fanatical believer in aliens, there are two fanatical believers in aliens arguing." Even AARO's
 335 website, shown in Figure 12, features aliens, but no mention of natural phenomena.

336 I don't expect the [Sky Canada Project](#) to be any better. Judging by the previously-discussed
 337 support the Canadian government provides to professor Paul Kingsbury's research, I would not be
 338 surprised if the [Sky Canada Project](#) explained UAP as pre-Christmas trial runs of Santa's sleigh
 339 and/or witches on broomsticks chasing Skeletor.

340 §4 The pattern of the spatial distribution of UAP.

341 Contrary to *Kirkpatrick et al's* conclusion that "*It is unlikely that events, such as ball lightning, seismic*
 342 *based lights, ... or other natural occurrences are responsible for more than a small portion of these reports*
 343 *...* ", natural phenomena are responsible for most UAP. Figure 13 shows that east of 96°W, UAP
 344 aggregate near either 1600 – 2023 earthquakes of magnitude ≥ 5.8 or more recent 1938 – 2023

345 earthquakes of magnitude ≥ 5.2 . Figure 14 shows that the western massif of UAP practically
 346 coincides with the seismically active region there. Figure 15 shows that the region with the lowest
 347 per capita UAP count more-or-less coincides with the latticed portion of the Gulf Coastal Plain
 348 void of powerful quakes. The distribution of UAP closely follows the distribution of seismicity,
 349 which has nothing to do with human perception, human activity, or man-made devices like drones,
 350 witches on brooms, secret weapons, balloons, or whatever else *Kirkpatrick et al* want us to believe
 351 is there.

352 *Kirkpatrick et al's* analysis appears to lose to [John Nelson's graph](#) on some important features.
 353 While the centerpiece of *Kirkpatrick et al* shown in Figure 11 can hardly be considered superior
 354 to [John Nelson's graph](#), it does make UAP's propensity for seismicity clearly visible, and that, of
 355 course, is quite valuable; although that's also been known for quite a while.

356 How could Kirkpatrick (DoD's top [Man in Black](#)) and the two extremely-well-funded pro-
 357 fessors of Geography not recognize the patterns displayed in Figures 13 – 15? Are the authors

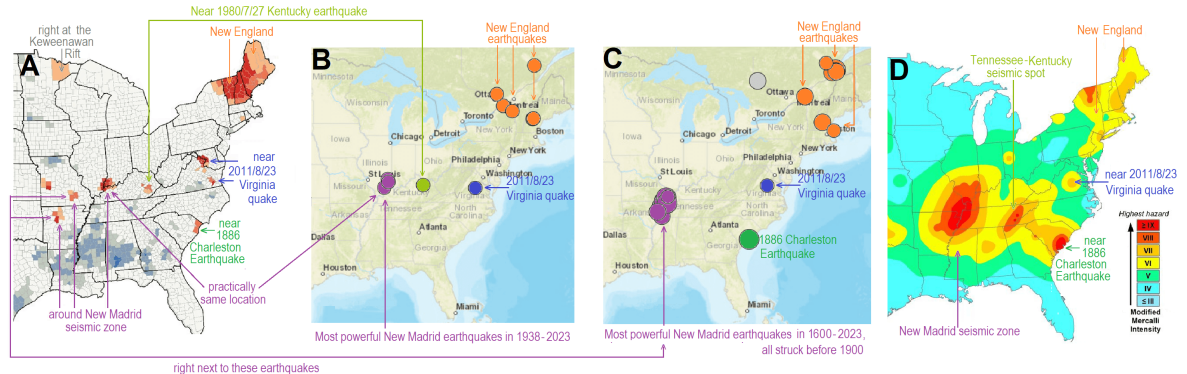


Figure 13: This Figure shows that east of $96^{\circ}W$, UAP aggregate near the centers of intraplate seismicity. Map "A" shows the portion of Figure 11 east of $96^{\circ}W$; map "B" shows all known magnitude ≥ 5.2 earthquakes in the USA east of $96^{\circ}W$ in 1938 – 2023; map "C" shows all known magnitude ≥ 5.8 earthquakes in the USA east of $96^{\circ}W$ in 1600 – 2023; map "D" shows the [earthquake hazards map](#) created by USGS for 2014, the year of the highest UAP count. Each map is provided in its original projection; state lines can be used to compare locations. East of $96^{\circ}W$, UAP aggregate: 1) in New England, where earthquakes shown in orange struck, USGS determined the region to be of high seismic hazard; 2) near the 2011/8/23 Virginia earthquake shown in blue, and the Virginia seismic zone; 3) near the Charleston earthquake; 4) in and near the New Madrid seismic zone, the largest aggregation of UAP in and near the New Madrid seismic zone practically coincides with the 1968/11/9, 1987/6/10 and 2008/4/10 magnitude 5.2-5.3 earthquakes, the most powerful earthquakes in the region since 1900; 5) near the 1980/7/27 Kentucky earthquake shown in olive color, close to the [1948/1/7 Mantell UFO](#); 6) in northern Minnesota, right at the heart of the Keweenaw Rift, there have been quite a few earthquakes across the Canadian border, as the maps of Canadian earthquakes [here](#) and [here](#) show.

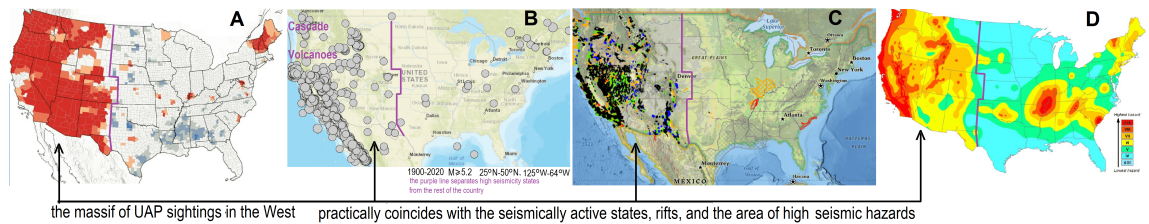


Figure 14: This Figure shows that the western massif of the counties with high per capita UAP count practically coincides with the region of above-average seismicity. "A" is Figure 11, "B" shows all known magnitude ≥ 5.2 earthquakes since 1900, "C" is a rift map of the USA from <https://www.usgs.gov/programs/earthquake-hazards/faults>, and "D" is the earthquake hazards map created by USGS for 2014, the year of the highest UAP count. The massif of UAP west of the purple line in "A"; the region of the highest concentration of earthquakes west of the purple line in "B"; the mountains, rift zones west of the purple line in "C"; and the regions of increased seismic hazard west of the purple line in "D"; practically coincide. Its eastern boundary more-or-less follows the Rockies and the Rio Grande Rift with geologic fault line Jemez Lineament and New Mexico Volcanoes, all known for past seismicity. For notations in "C", browse [here](#).

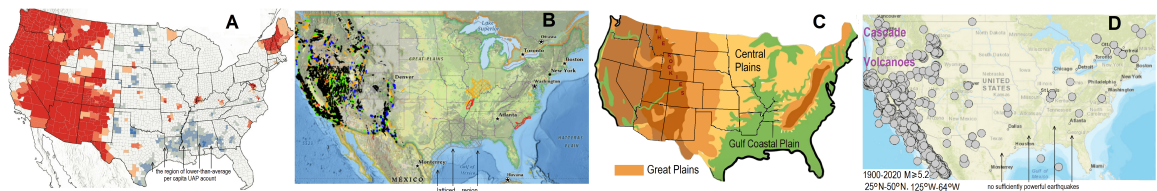


Figure 15: This Figure shows that the large region of the lower-than-average per capita UAP count is part of the Gulf Coastal Plain with lower-than-average seismic activity. "A" is from Figure 11; "B" is a rift map of the USA, for notations, browse [here](#); "C" is from a kids video, state boundaries are approximately sketched on top of it; "D" shows all known magnitude ≥ 5.2 earthquakes in $25^{\circ}N - 50^{\circ}N$, $125^{\circ}W - 64^{\circ}W$ in 1900 - 2020, 2020 is chosen as the end year because it's the end year for *Kirkpatrick et al* data. The largest aggregation of counties with a low per capita UAP count practically coincides with the latticed area of the Gulf Coast Plain in "B"; the counties with a low per capita UAP count on the border of Missouri and Iowa are close to the Gulf Coast Plain. The region is also seismically relatively inactive. Notice how the barely-seen counties with a low per capita UAP count wrap around the Appalachian Mountains. The counties with a low per capita UAP count in northern Texas, Nebraska, South Dakota, North Dakota are close to the border of the Great Plains.

358 of *Kirkpatrick et al* that ignorant of US geography? In his CV, Professor Brewster boasts that
 359 "Geographical Information Systems for spatial data analysis and image analysis" is his technical
 360 skill; how could he not detect that UAP aggregate near the centers of intraplate seismic activity,
 361 as Figures 13 - 15 demonstrate? Haven't they ever heard of the New Madrid and Charleston
 362 earthquakes? Aren't they aware that the 2011/8/23 Virginia earthquake struck right next to the

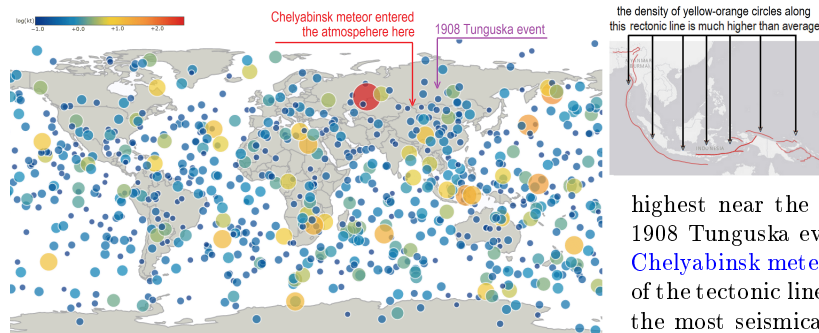


Figure 16: NASA's map of bolides (large meteors) in 1988/4/15 - 2024/4/9.

The yellow-orange circles mark the most powerful bolides; their density is the

highest near the tectonic line shown; both the 1908 Tunguska event and the entry point of the Chelyabinsk meteor are close to the northern end of the tectonic line. The tectonic line is currently the most seismically active region on Earth: In 1966 - 2023, 57% of all magnitude ≥ 8.4 and

60% of all magnitude ≥ 8.6 earthquakes struck along the tectonic line. Yellow-orange circles also aggregate near the East-African Rift extended North and South; Mount Erebus, Kamchatka, New Zealand, the Caribbean Sea, but not as much as along the tectonic line shown. Although both UAP and bolides are attracted to seismicity, they are not the same.

363 1952 events in Washington, DC, almost simultaneous with the 1952/7/21 magnitude 7.5 quake
 364 at $34.96^{\circ}N, 119.0^{\circ}W$, the most powerful quake in the contiguous states since 1907? Quite sig-
 365 nificantly, the events were preceded by the 1951/12/8 magnitude 7.5 quake at $34.23^{\circ}S, 57.5^{\circ}W$,
 366 almost exactly opposite to the 1952/7/21 quake, and followed by the 1952/11/4 magnitude 9.0
 367 quake in Kamchatka. Files comparing the density of UAP sightings to seismic activity were posted
 368 on ResearchGate 2-3 years ago; but the likely relationship between seismicity and UAP was fairly
 369 widely discussed as far back as a decade ago; at least some of my comments from 2013 - 2014 are
 370 still available online.

371 *Kirkpatrick et al* restricted their analysis to the US as very little UAP data is available outside
 372 the US. However, NASA provides an extensive worldwide data base for bolides; and, as Figure 16
 373 illustrates, the most powerful bolides also appear to prefer the regions of high intraplate and/or
 374 intraplate-like seismicity; the explanation would add another 10-15 pages, so it's not included.
 375 Even though both UAP and bolides show a propensity for high seismicity, they are not the same.

376 Flabbergasted by *Kirkpatrick et al's* misleading assertions, I immediately submitted a short
 377 note (essentially Figures 13 - 15, Figure 17 from the next section, and a few comments) to the
 378 same *Nature Portfolio* journal, explaining the seismic patterns of UAP in Figure 11 and correcting
 379 *Kirkpatrick et al*. To my surprise, the journal refused to even consider publishing the correc-
 380 tions/explanations to *Kirkpatrick et al* flat out. I am sure I am not the only one aware of the
 381 UAP-earthquake connection, nor do I think I am the only one attempting to publish about it.

382 Then why is it being suppressed? Is the [largest academic publisher](#) involved in a campaign of
 383 deliberate disinformation? I can't think of another explanation. Since UAP present a hazard to
 384 air traffic, the publisher's actions amount to sabotaging the safety of air travel and endangering
 385 millions of passengers crisscrossing the skies. What do you think?

386 §5 UAP in February 2023.

387 The relationship between intraplate seismicity and UAP is also revealed by the February 2023 UAP,
 388 so much discussed in mass media. Figures 17, 18, 19 show that the UAP detected in February
 389 2023 appeared near the centers of 1906 – 2023 intraplate or intraplate-like seismicity. Figure 17
 390 shows only the four UAP detected by NORAD versus 6 centers of seismicity, leaving the 1925/3/1
 391 earthquake and the family of 1985/10/5, 1985/12/23, 1988/3/25 earthquakes without their UAP
 392 matches. A review of CADORS reveals multiple reports of yet another UAP near the 1925/3/1
 393 earthquake. There seem to be no records of UAP in the immediate vicinity of the 1985/10/5,

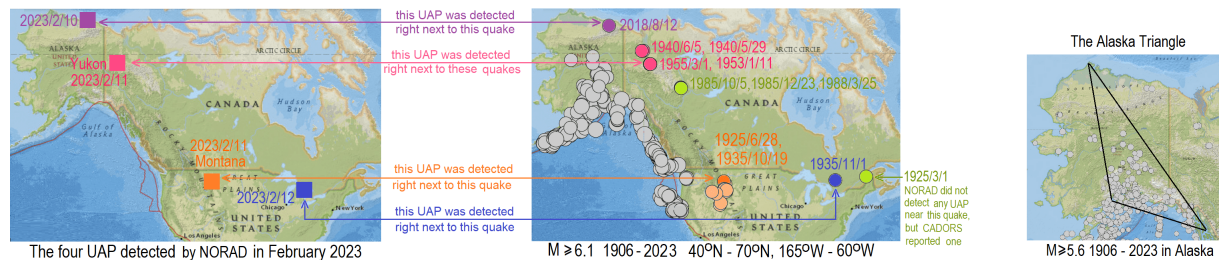
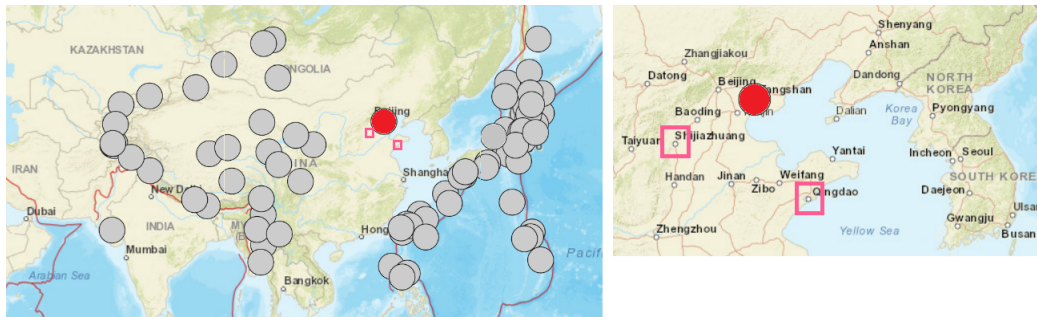


Figure 17: The left map shows the location of the [four UAP detected by NORAD in February 2023](#). The middle map shows all known magnitude ≥ 6.1 earthquakes in $40^{\circ}N - 70^{\circ}N, 165^{\circ}W - 60^{\circ}W$ in 1906 – 2023. All four UAP were detected near centers of intraplate seismicity: **February 10** UAP near 2018/8/12 earthquake; **February 11 Yukon** UAP near 1955/3/1, 1953/1/11, 1940/6/5, and 1940/5/29 earthquakes; **February 11 Montana** UAP near 1935/10/18 earthquake and close to the Malmstrom Air Force Base, where [UAP were observed in 1967/3/](#); **February 12** UAP near 1935/11/1 earthquake, [that's near where the 2016/11/14 close call occurred](#). Notice that the Chinese balloon drifted all the way to Myrtle Beach, right next to the epicenter of the 1886 Charleston earthquake. NORAD did not detect any UAP near the 1925/3/1 earthquake but CADORS reported that a [UAP near Sherbrooke was/were observed on 2023/2/12 by multiple crews](#). CADORS also shows a single report of a [UAP just north of the 1940/5/29 and 1940/6/5 earthquakes on 2023/2/17](#). NORAD did not detect any UAP near the 1985/10/5, 1985/12/23, 1988/3/25 family of earthquakes, but CADORS reported three UAP surrounding the location of the three quakes but removed from the quakes by ≈ 500 km. Some of you may wonder about the earthquakes in Alaska, what about them? The map on the right shows all magnitude ≥ 5.6 quakes in Alaska in 1906 – 2023; they nicely fit into the Alaska Triangle, you may watch [a video about it](#), or read about it [here](#), [here](#). Just don't believe in aliens.



Figure 18: The map shows all the known magnitude ≥ 7.7 earthquakes in 1600 – 2023 in $0^{\circ}N - 70^{\circ}N, 60^{\circ}W - 60^{\circ}E$, the only intraplate earthquake of such magnitude struck on 1940/11/10 at $45.7^{\circ}N, 26.4^{\circ}E$. The second most powerful earthquake in the region struck on 1977/3/4 at $45.8^{\circ}N, 26.8^{\circ}E$. A [Wikipedia article](#) reports that the Romanian Air Force unsuccessfully attempted to intercept a UAP roughly above Southeast Romania; neighboring Moldova briefly closed its airspace due to a UAP. That's right next to the epicenter of the 1940/11/10 earthquake. The UAP was spotted about an hour before the 2023/2/14 13:17 magnitude 5.6 earthquake at $45.1^{\circ}N, 23.2^{\circ}E$, it was preceded by a magnitude 5.0 foreshock on 2023/2/13 and followed by two magnitude 4.4 - 4.5 aftershocks.



M ≥ 7.5 1900-2022 $15^{\circ}N - 60^{\circ}N, 70^{\circ}E - 147^{\circ}E$

Figure 19: The map shows magnitude ≥ 7.5 quakes in $15^{\circ}N - 60^{\circ}N, 70^{\circ}E - 147^{\circ}E$ in 1600 – 2023; about half of them are along tectonic lines, while the other half is due to the movement of the Indian subcontinent. Only the 1976/7/27 intraplate quake at $39.6^{\circ}N, 117.98^{\circ}E$ stands out as an orphan that belongs to neither group. A [Wikipedia article](#) reports that a UAP was detected near Qingdao $36.1^{\circ}N, 120.3^{\circ}E$ on 2023/2/12 and another UAP over Shijiazhuang Zhengding International Airport $38.3^{\circ}N, 114.7^{\circ}E$ on 2023/2/16, that's right next to the 1976/7/27 earthquake. The locations of the two UAP are marked by two squares. The right frame zooms in on the region containing the earthquake and two UAP. Also, see [here](#).

394 1985/12/23, 1988/3/25 earthquakes; but there are three records of UAP around the earthquakes,
 395 all ≈ 500 km from the earthquakes: 1) a [UAP reported on 2023/1/30 near Yellowknife](#); 2) a [UAP](#)
 396 [reported on 2023/2/13 in northern Alberta](#); 3) a [UAP reported on 2023/3/7 near Near Denetiah](#)

397 [Provincial Park](#). Out of 17 CADORS' reports of UAP in Canada in 2023 (the two UAP detected
 398 by NORAD aren't included), 12 were made in 2023/1/4 – 2023/3/7 and 5 were made in 2023/2/7
 399 – 2023/2/17; although the vast majority of the 17 reports were made by a single person rendering
 400 them rather non-trustworthy.

401 UAP activity may linger for years, decades, or even centuries after powerful intraplate or
 402 intraplate-like seismic events; the effects produced by intraplate or intraplate-like earthquakes
 403 do not stop when the earthquakes do. The centers of seismicity in different locations may be
 404 associated with earthquakes of different magnitudes. The discussion of a likely explanation lies
 405 outside the scope of this, already bloated, letter. The connection between a 1935/11/1 quake and
 406 a 2023/2/12 UAP in Figure 17 or the 1886 Charleston quake and aggregation of UAP nearby in
 407 Figure 13, may sound counter-intuitive, but only to those who don't understand the nature of
 408 earthquakes, including many self-anointed "experts" in seismology. It's heaven and hell literally
 409 coming together; if some "experts" don't understand it, I suggest they re-watch all of *Lucifer*.

410 The February 2023 UAP did not appear unexpectedly; their appearance was expected;
 411 e.g. file UAP3-min.pdf uploaded to [https://www.researchgate.net/publication/361741891_](https://www.researchgate.net/publication/361741891_On_the_origins_of_unidentified_aerial_phenomena_UAP)
 412 [On_the_origins_of_unidentified_aerial_phenomena_UAP](#) in November 2022, clearly stated on
 413 page 38, "... there will be a considerable but short-lived likelihood of increased seismic and UAP
 414 activity around 2023/1/21 ..."; the prognosis was also made in earlier versions of the manuscript.
 415 The prognosis was confirmed by the eight aforementioned UAP and the 2023/2/6 magnitude 7.8
 416 earthquake in Turkey, only two such quakes have struck the region since 1600. We all might owe
 417 a debt of gratitude to China; had it not been for their balloon (whatever its purpose might have
 418 been), no one would have paid any attention to the UAP, some of which could have easily collided
 419 with (an) aircraft. That China sent a balloon at the time when UAP activity was expected to rise,
 420 indicates that Chinese scientists are also aware of what drives UAP, as are likely Russian scientists.
 421 Only the Western "experts" appear to be in the dark about UAP; or pretend to be in the dark to
 422 mislead the public. How come none of the self-proclaimed UAP "experts" foresaw the increased
 423 probability of a UAP surge?

424 §6 Seismic patterns accompanying airplane crashes.

425 So, is there a shred of evidence, other than what's in §1, that UAP might have been responsible
 426 for some airplane disasters? We can't ask the victims of deadly airplane accidents whether there
 427 were any hints of UAP; but, since we know that UAP aggregate near centers of intraplate and/or
 428 intraplate-like seismicity, we may examine earthquakes accompanying some of these accidents.
 429 Let's look at a few examples.

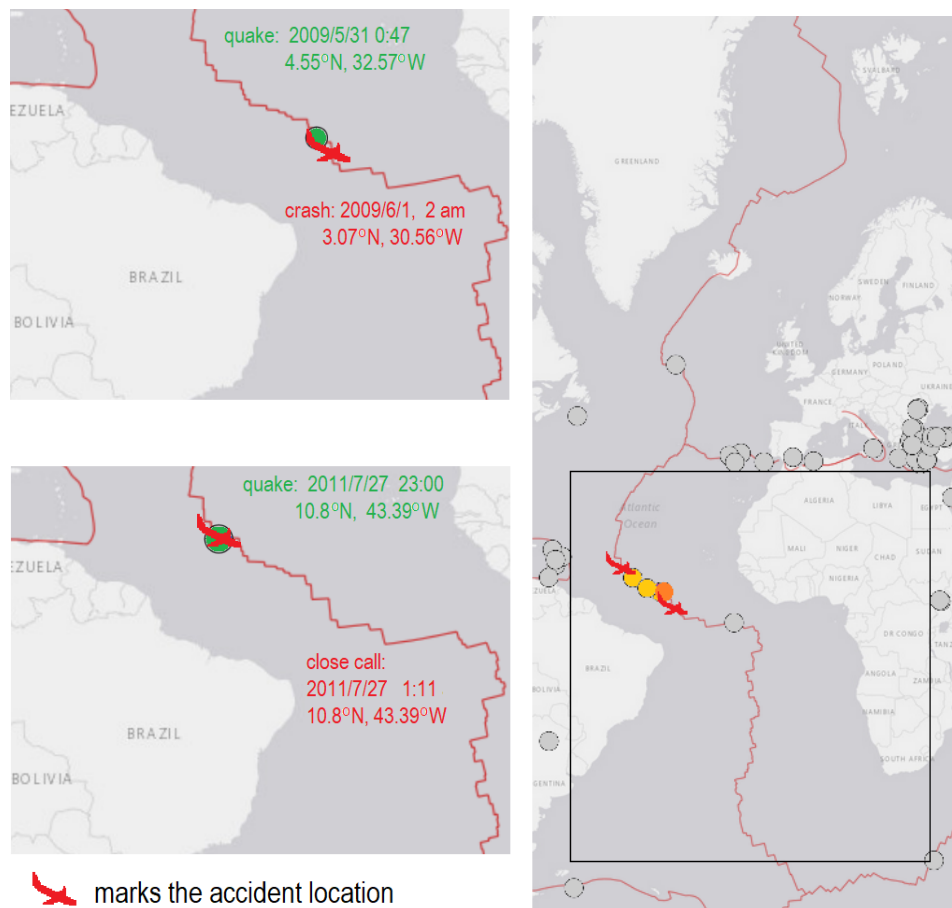


Figure 20: The top left map shows the 2009/6/1, \approx 2 am **Air France 447** crash at $3.07^\circ N, 30.56^\circ W$; the most powerful quake of 2009/5/20-2009/6/10 in $19^\circ S-19^\circ N, 70^\circ W-12^\circ W$ struck on 2009/5/31 at 0:47 at $4.55^\circ N, 32.57^\circ W$ with a magnitude 4.9. The bottom left map shows the 2011/7/27, \approx 1:11 am **Air France 471** close call at $10.8^\circ N, 43.39^\circ W$; the strongest quake of 2011/7/1-2011/8/9 in $19^\circ S-19^\circ N, 65^\circ W-0^\circ$ struck on 2011/7/27 at 23:00 UTC at $10.799^\circ N, 43.391^\circ W$ with magnitude 5.9. The map on the right shows all the known magnitude ≥ 7.1 quakes in 1900-2023 in $55^\circ S-56^\circ N, 63^\circ W-35^\circ E$; the two accidents occurred near the end-points of the interval formed by the 4 magnitude ≥ 7.1 quakes, shown in yellow and orange. The 1918/5/20 magnitude 7.3 quake at $7.41^\circ N, 34.91^\circ W$, shown in orange, is the most powerful quake along the mid-Atlantic Ridge and in the region inside the rectangle.

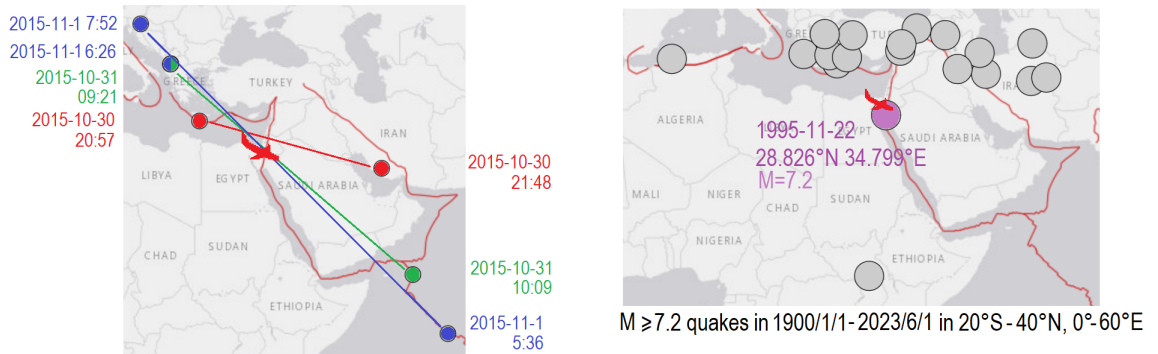


Figure 21: The map on the left shows all known quakes of magnitude ≥ 4.1 in 2015/10/30 – 2015/11/2 in $0^\circ - 50^\circ N$, $0^\circ - 64^\circ E$. Quakes separated by ≤ 2.5 hours are marked by circles of the same color. The lines connecting quakes of the same color intersect close to the epicenter of the 1995/11/22 magnitude 7.2 earthquake, shown on the right. **Metrojet 9268** exploded on 2015/10/31 4:13 am at $30.1692^\circ N, 34.1728^\circ E$, ≈ 161 km from the epicenter of the 1995/11/22 quake. What are the odds of the two quakes marked red striking practically simultaneously on 2015/10/30 so many miles apart? What are the odds of two quakes marked green striking practically simultaneously on 2015/10/31 so many miles apart? What are the odds of the three quakes marked blue striking practically simultaneously on 2015/11/1 so many miles apart? What are the chances of the lines connecting simultaneous earthquakes intersecting so close to the epicenter of the 1995/11/22 quake? What are the odds of a commercial airplane with 224 people aboard exploding without an explanation right there, right in the middle of the events on 2015/10/31? It is hard to attribute it all to a random coincidence. The explanation of the seismic structure is not hard but fairly lengthy, hence it is omitted. Since the region is sufficiently small, the lines provide a sufficiently good approximation to geodesics.

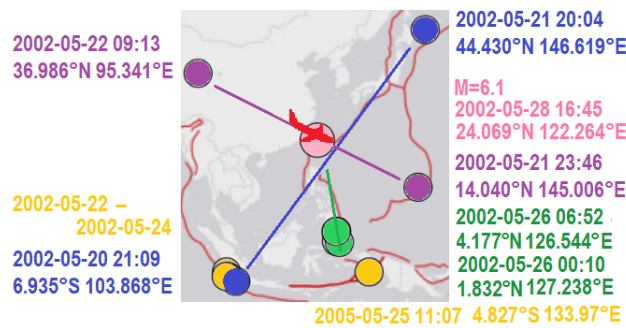


Figure 22: The circles mark magnitude ≥ 5 earthquakes in 2002/5/20 – 2002/5/28 in $8^\circ S - 50^\circ N, 35^\circ E - 147^\circ E$. Quakes labeled by the same color struck within 11 hours of each other; we consider them to be almost simultaneous. The lines connecting earthquakes of the same color intersect close to the magnitude 6.1 earthquake marked red and the site of the 2002/5/25 **China Airlines 611** crash at $23.99^\circ N, 119.68^\circ E$. Since the region is sufficiently small, the lines provide a sufficiently good approximation to geodesics.

430 Figure 20 shows a connection between the 2009/6/1 crash of **Air France 447**, attributed
 431 to an obstruction of the pitot tubes, 2011/7/22 **Air France 471** close call, attributed to autopilot
 432 failure, and earthquakes. Figure 21 reveals a seismic pattern indicating that the 2015/10/31
 433 crash of **Metrojet 9268**, an undetermined cause, occurred right at the center of seismic activity.
 434 Similar patterns accompanied the 2002/5/25 crash of **China Airlines 611** attributed to fatigue

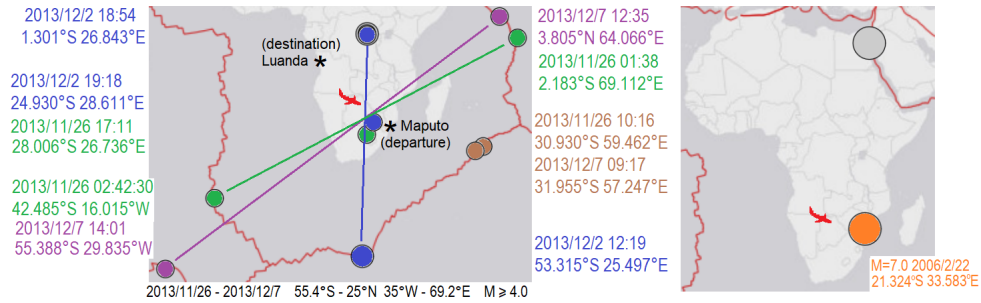


Figure 23: The left map shows all known magnitude ≥ 4.0 earthquakes in 2013/11/26 – 2013/12/7 in $55.4^{\circ}S - 25^{\circ}N, 35^{\circ}W - 69.2^{\circ}E$. The earthquakes within 16 hours of each other are labeled with the same color and connected by a straight line; the three so-obtained lines intersect practically at the same point. Since the region is sufficiently small, the lines provide a sufficiently good approximation to geodesics. The right map shows magnitude ≥ 7.0 earthquakes in 1991 – 2023 in Africa, the quake labeled orange is close to the intersection of the lines in the left map. The crash of LAM Mozambique Airline 470 on 2013/11/29 at $18.24^{\circ}S, 21.92^{\circ}E$, was attributed to the pilot’s suicide, but the black box indicated strange sounds interpreted by investigators as if "someone pounded on the cockpit door before the crash".

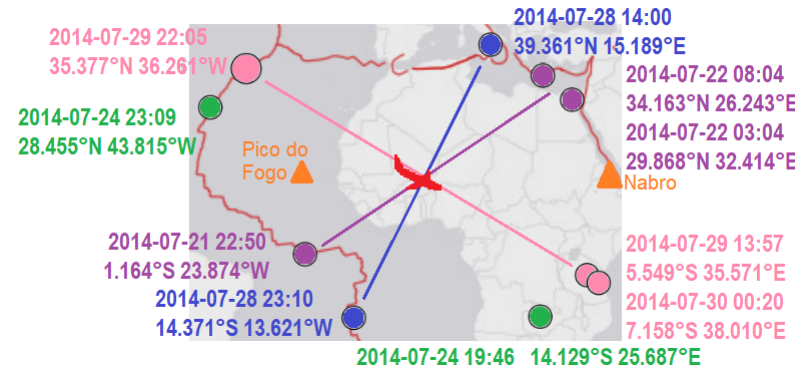


Figure 24: The circles mark magnitude ≥ 4 quakes from 2014/7/21 22:00 UTC to 2014/7/30 1:00 UTC in $15^{\circ}S - 40^{\circ}N, 44^{\circ}W - 39^{\circ}E$. Quakes marked by the same color struck within 9.25 hours of each other. The lines connecting quakes of the same color intersect within a few kilometers of the crash site of 2014/7/24

Air Algerie 5017 at $15.14^{\circ}N, 1.08^{\circ}W$. Since the region is sufficiently small, the lines provide a sufficiently good approximation to geodesics.

435 cracking, shown in Figure 22; the 2013/11/29 crash of LAM Mozambique Airline 470 attributed
 436 to the pilot’s suicide, shown in Figure 23; the 2014/7/24 crash of Air Algerie 5017, attributed
 437 to obstruction of pressure sensors, shown in Figure 24; the 2005/10/25 crash of Bellview Airlines
 438 210, undetermined cause; and, likely, many more. Although the patterns in Figures 21, 22, 23,
 439 24 are similar; the magnitudes of earthquakes and the spread between what-is-considered-almost-
 440 simultaneous earthquakes vary depending on geography and time. Figure 25 shows that the three
 441 airborne tragedies of the second half of the 1990s also occurred near a seismic center. Of the 8
 442 air disasters mentioned in §1, three, namely 2014/3/7 Malaysia Airlines 370, 2014/7/23 TransAsia

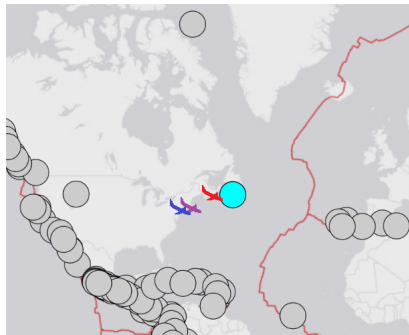


Figure 25: The most powerful earthquake in the region in 1900/1/1 – 2023/8/1 struck on 1929/11/18 at $44.475^{\circ}N, 55.987^{\circ}W$, with magnitude 7.2. The 1996/7/17 $40.65^{\circ}N, 72.63^{\circ}W$ explosion of TWA 800, preceded by a collision with a UAP; 1998/9/2 $44.41^{\circ}N, 63.97^{\circ}W$ explosion of Swissair 111, attributed to an onboard fire of undetermined origin, investigators "identified evidence of arcing in wiring of the in-flight entertainment network (IFEN), but ... investigation was unable to determine whether this arc was the 'lead event' that was assumed to have ignited the flammable covering on MPET insulation blankets that quickly spread;

across other flammable materials."; 1999/10/31 $40.35^{\circ}N, 69.76^{\circ}W$ crash of EgyptAir 990, attributed to the pilot's suicide, occurred close to the epicenter of the quake. One may say that the region has one of the heaviest air traffic in the world, so accidents are expected to happen. But why at the time of the most drastic rise in UAP and the speed of the magnetic North Pole, as shown in Figure 3?

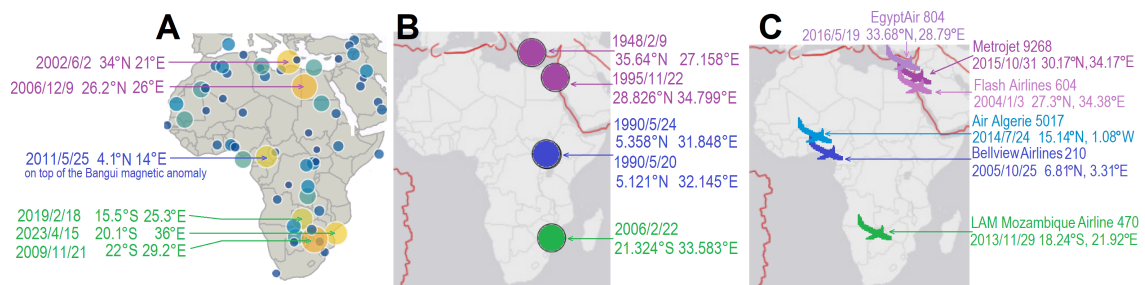


Figure 26: Map "A" zooms in on Africa in Figure 16. Map "B" shows all earthquakes of magnitude ≥ 7.0 in $49^{\circ}S - 36^{\circ}N, 17^{\circ}W - 45^{\circ}E$ in 1900/1/1 – 2024/4/9. The 2002/6/2 and 2006/12/9 bolides appeared near the epicenters of the 1948/2/9 and 1995/11/22 quakes. The 2019/2/19, 2023/4/15, and 2009/11/21 bolides appeared next to the epicenter of the 2006/2/22 quake. The 2011/5/25 bolide was practically on the same latitude as the 1990/5/20-24 quakes, it appears as if it was heading towards the quake but did not quite make it there; the most logical explanation seems to be that it was drawn prematurely into the Earth's atmosphere by the Bangui magnetic anomaly. Although both UAP and bolides are attracted to seismicity, they are not the same. Map "C" shows unexplained or poorly explained accidents since 2000: 1) unexplained 2015/10/31 explosion of Metrojet 9268 at $30.1692^{\circ}N, 34.1728^{\circ}E$, unexplained 2016/5/19 explosion of EgyptAir 804 at $33.68^{\circ}N, 28.79^{\circ}E$, and the poorly explained 2004/1/3 crash of Flash Airlines 604 at $27.83^{\circ}N, 34.38^{\circ}E$ were very close to the 2002/6/2, 2006/12/9 bolides and 1948/2/9, 1995/11/22 quakes 2) the 2013/11/29 LAM Mozambique Airline 470 crash, attributed to the pilot's suicide, was at $18.24^{\circ}S, 21.92^{\circ}E$, right next to the 2019/2/19, 2023/4/15, 2009/11/21 bolides and 2006/2/22 quake; 3) the unexplained 2005/10/25 Bellview Airlines 210 crash at $6.81^{\circ}N, 3.31^{\circ}E$ and the 2014/7/24 Air Algeria 5017 at $15.14^{\circ}N, 1.08^{\circ}W$, attributed to obstruction of pressure sensors, were close to the 2011/5/25 bolide. It seems logical to consider the possibility that all 6 planes might have been brought down by celestial objects. Notice that the centers of powerful bolide activity, powerful earthquake activity, and airplane disasters are not the same, close but not the same. Nor are they expected to be; e.g. this article shows that the 2011/3/11 magnitude 9.1 quake was followed by ionospheric activity that lagged the quake and had a center (termed by the authors "ionospheric epicenter") about 170 km away from the quake's epicenter. A rather large separation between the 1990/5/20,24 earthquakes and 2011/5/25 bolide is likely due to the Bangui magnetic anomaly.

443 [Airways 222, 2014/12/27 AirAsia 8501](#), occurred in the most seismically active region. A pattern
 444 somewhat similar to Figure 17, was manifested by the [2015/3/24](#) crash of [Germanwings 9525](#),
 445 attributed to the co-pilot's suicide; 1970/2/21 crash of Swissair 330; 2000/1/1 crash of Crossair
 446 498; 1966/1/24 crash of Air India 101; 1950/11/3 crash of Air India 245; 1953/9/1 crash of Air
 447 France 178; to avoid adding another half a dozen pages to this, already bloated, letter, the pattern
 448 is not elaborated.

449 Figure 26 reveals the similarity in the distribution of unexplained/poorly explained deadly
 450 airplane accidents, the most powerful earthquakes, and the most powerful bolides in Africa.

451 Could earthquakes somehow attract or amplify bolides and UAP, whose encounters with
 452 airplanes occasionally turn deadly? Extremely likely, but the discussion lies outside the scope of
 453 this, already bloated, letter. Aircraft are equipped with safeguards designed to protect autopilots,
 454 electrical systems, frame, and all other components from all possible hazards including UAP, but do
 455 they? As [R. C. Jennison's article](#) shows, UAP may even get inside aircraft bypassing all safeguards.
 456 Can you imagine what such a UAP can do to autopilot or an airplane's electrical and computer
 457 systems? Growing reliance on computers makes aircraft even more susceptible to UAP.

458 A possible relationship between the 2010 – 2016 surge in UAP and an almost-simultaneous
 459 [2013/11/29 – 2016/5/31](#) surge in unexplained/poorly explained airplane accidents was the subject
 460 of Internet discussions of the period. The expectation of airborne accidents and a rain of death was
 461 so overwhelming, that in February 2014, I broke my newly-signed contract with SKKU, Samsung,
 462 as the employment entailed considerable air travel. Despite numerous requests that I return to
 463 work, one of which is reproduced in Figure 27, I didn't. The causes of the 2011 – 2016 increase
 464 in UAP sightings have been known (and expected) for over a decade, but their discussion falls
 465 outside the scope of this, already bloated, letter.

466 All attempts to warn authorities in 2014 fell on deaf ears; nothing could be done but to
 467 helplessly stand by and read about airplane crashes and close calls happening one after another.
 468 That more accidents did not happen and more people did not perish, was only due to the skills
 469 and common sense of so many pilots who intuitively understood the danger and did their utmost
 470 to avoid it. With so [many UAP encountered by Navy pilots](#) in 2014 – 2015, so many unexplained
 471 or poorly explained commercial airplane crashes in [2013/11/29 – 2016/5/19](#), so many close calls
 472 in [2012/12/2 – 2016/11/14](#), and so many people trying to warn bureaucrats in power (some of the

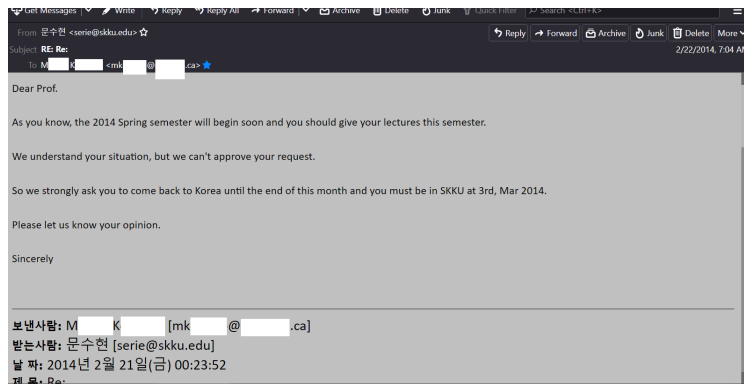


Figure 27: In February 2014, the evidence of an upcoming surge in UAP and airplane crashes was so overwhelming, that I quit my job at SKKU because it entailed considerable air travel. To say that SKKU was perplexed would be an understatement, as what they offered me was expected to be a dream job for a retiree like myself.

473 same bureaucrats are sitting now on numerous UAP committees/think tanks/task forces), how
 474 could that have gone unnoticed and unaddressed? Why wasn't the public warned of the UAP
 475 and the hazards associated with UAP at the time? Not only was the public kept in the dark in
 476 2014, but the public is still being misled in 2024 with constant "news" from [peddlers of aliens](#)
 477 and with misleading *Kirkpatrick et al*-like "research" fixated on denying the existence of UAP-
 478 borne hazard; both are equally harmful, both are promoted by mass media including some *Nature*
 479 *Portfolio* journals.

480 Since a similar but short-lived increase in the probability of a surge in UAP and seis-
 481 mic activity around 2023/1/21 was expected, I emailed the office of Prime Minister Trudeau on
 482 2022/10/2 and on 2023/2/14, 2022/10/17 (right after I learned of the [2022/10/9 \$\gamma\$ -ray burst](#)),
 483 in an attempt to start a conversation about a likely UAP surge in North America. I contacted
 484 [Omar.Alghabra@parl.gc.ca](#) on 2022/10/2 and [Luc.Gauthier6@ocsa-bcsc.gc.ca](#) at the Office of the
 485 Chief Science Advisor on 2023/10/20. But all I got back was a couple of polite "get lost" responses
 486 from some bureaucrats, pretty much along the lines of "Yes, Prime Minister". Canadian bureau-
 487 crats must be too busy mentally masturbating the [Sky Canada Project](#). I also attempted to contact
 488 Larry Maguire, MP from Manitoba, who [talks a lot about UAP](#), by email on 2022/7/5, 2023/5/23,
 489 2023/6/28, but have never heard back from him; he must have been very busy preparing for his
 490 talk "[Larry Maguire on the Canadian Government's Stance on UAP](#)" at a "very important" con-
 491 ference. On 2022/8/17, I emailed [Seth Shostak](#) from SETI, but have never heard back from him
 492 either. I joined the [Scientific Coalition for UAP](#), and attempted to warn people there, but all I
 493 got in return was incessant harassment and a smear campaign; my attempts to draw attention to
 494 the natural causes of UAP got me eventually expelled. In a Facebook exchange and a 2022/11/2

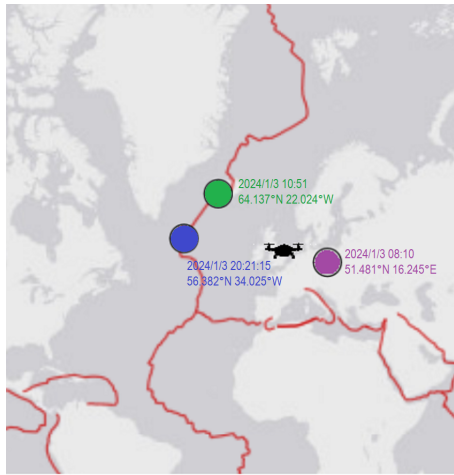


Figure 28: On 2024/1/3 around 16:45, near Sevenoaks at $51.2781^{\circ}N, 0.1874^{\circ}E$, a **British Airways** crew reported an object. The same day, three magnitude ≥ 4.2 quakes struck at 8:10 at $51.481^{\circ}N, 16.245^{\circ}E$, 1112km away; at 10:51 at $64.137^{\circ}N, 22.024^{\circ}W$, 1926 km away; at 20:21 at $56.382^{\circ}N, 34.025^{\circ}W$, 2290 km away. Notice that the drone-like shape of the object observed, is very similar to the shapes in Figure 10.

495 email, I explained my concerns to MUFON's Robert Spearing, but in his 2022/11/5 email reply, he
 496 wrote, "Now I am weighed down by launching mufon social networks, preparing for symposiums,
 497 assigning cases to other F.I.s and running the mufon.com website. I miss actually investigating
 498 stuff!" Investigating what? Have their investigations yielded any results? My experience hasn't
 499 been much different from that of Dibiasky, Mindy, and Oglethorpe in "Don't Look Up" who tried
 500 to warn of an impending disaster, but were ignored and ridiculed by politicians and so-called "ex-
 501 perts" too busy with one kind of mental masturbation or another. Doesn't that remind the fable
 502 about a sailor, a goat, and a beautiful woman, I presented earlier?

503 UAP do not live in a world of their own, but are closely intertwined with other events
 504 and phenomena; one can often be used to forecast the increased probability of another, e.g. the
 505 deadly 2004/12/26 earthquake that took a quarter-million lives, must have been portended by
 506 the 2004/11/14 UAP, even though the two events occurred on opposite sides of the globe. The
 507 latter was observed near Santa Catalina Island $33.38^{\circ}N, 118.42^{\circ}W$ from Nimitz, merely hours
 508 after the 2004/11/13 17:39 magnitude 4.2 quake at $34.35^{\circ}N, 116.85^{\circ}W$ and close to the epicenter
 509 $34.96^{\circ}N, 119.0^{\circ}W$ of the 1952/7/21 magnitude 7.5 earthquake, the most powerful quake in the US
 510 since 1907; it came on the heels of a **quadruplet of powerful geomagnetic storms on the 7th, 8th,**
 511 **9th, 10th of November 2004**, one of the most powerful geomagnetic events ever recorded, caused
 512 by **five X-level solar flares in 2004/10/30 – 2004/11/10**. All this information is hidden from most
 513 people who are bombarded with charlatanisms like "It was an alien craft, aliens are here".

514 On 2024/1/3, a **British Airways flight had a close call with an object** that was referred to as

515 a "drone". However, "analysis of the radar by Safety Investigations indicated that there were no
 516 primary or secondary contacts associated with the drone report visible on radar at the approximate
 517 time of the event. In the Board's opinion the reported altitude and/or description of the object
 518 were sufficient to indicate that it could have been a drone". The incident occurred in the middle
 519 of a triangle formed by three magnitude 4.2 – 4.7 earthquakes, which struck on 2024/1/3 at 10:51,
 520 20:21, and 20:43, see Figure 28. Is that just a coincidence that the "drone" popped up right in the
 521 middle of seismic activity in the region? What was that so-called "drone"? Luckily, the UAP and
 522 the plane parted their ways peacefully; the next time, the crew and passengers may not be that
 523 lucky. And who knows, among the passengers of the next encounter might be your family. It's
 524 very popular now to blame Boeing for the 2018/10/29 crash of Lion Air 610 and 2019/3/28 crash
 525 of Ethiopian Airlines 302, yet no one is asking why AoA sensors malfunctioned in both cases. The
 526 details of both crashes indicate that the malfunction of the sensors might have been caused by
 527 UAP; if that's indeed the case, then Boeing's enhancements won't make the planes any safer.

528 §7 Why Oumuamua isn't an alien craft.

529 There have been claims, especially by Avi Loeb, that Oumuamua might be an alien spacecraft.
 530 The claim seems to be just a regurgitation of the 1910/1/30 news shown in Figure 7 (without
 531 proper attribution, of course). Let's look at Oumuamua a bit more carefully:

- 532 1) Oumuamua was detected on 2017/10/19;
- 533 2) Oumuamua's path was correctly (IMAO) calculated all the way back to 2017/9/10;
- 534 3) around 2017/9/6-10, Oumuamua was closest to the Sun, see Figure 29;
- 535 4) around 2017/9/6-10, active region 12673 (AR2673) of the Sun unleashed a powerful but short-
 536 lived burst of solar fury, which produced six X-class solar flares including 2017/9/6 X13.3 and
 537 2017/9/10 X11.88 (the most powerful solar flares of 2007 – 2023, and 7th and 11th most powerful
 538 solar flares since regular record-keeping began in 1995), CMEs, solar energetic particle events, a
 539 large splash shown in Figure 30, and who knows what else;
- 540 5) the solar activity was so powerful that it caused a magnitude 8.2 earthquake on 2017/9/8, it
 541 was one of only 2 magnitude ≥ 7.9 earthquakes in 2006 – 2018 that didn't align with tidal forces;
- 542 6) the same region of the Sun also directed its fury towards Mars and Venus, also here and here;
- 543 7) around 2017/9/6-10, Oumuamua was $\approx 0.26 AU$ from the Sun, so it was affected by solar

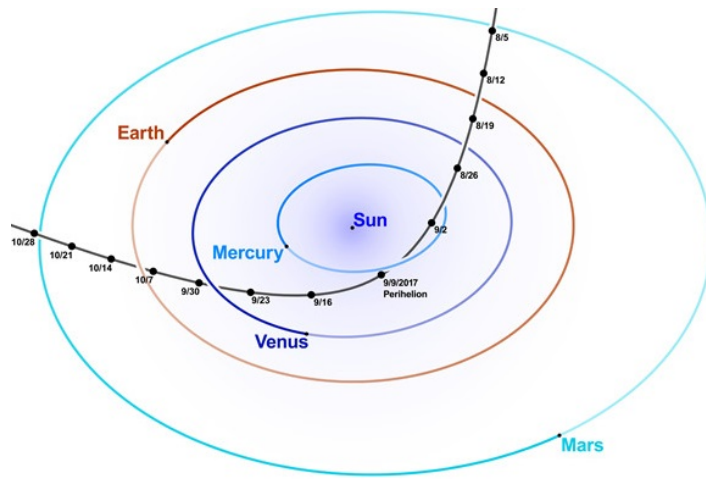


Figure 29: Oumuamua's path relative to Earth and Mars. Planetary positions at an arbitrary time may be found [here](#). The 2017/9/6-10 solar storm affected the Earth, Mars and Venus; so it must have affected Oumuamua as well.

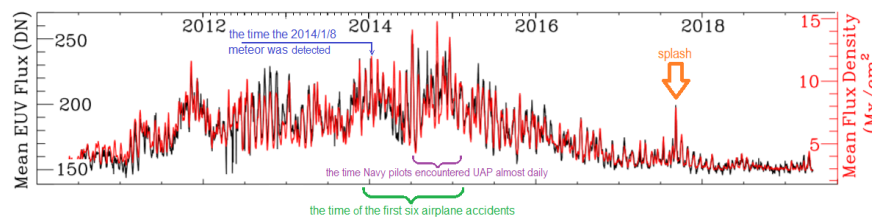


Figure 30: Splash in solar activity, for details see Figure 3 at <https://arxiv.org/pdf/2211.12666.pdf>.

544 emissions much more than Venus, Earth and Mars, $\approx 0.72 AU - 1.5 AU$ from the Sun;
 545 8) in a 2024/3/11 email, [Marco Michelli](#) honestly admitted that he, and hence all astronomers
 546 involved in calculating Oumuamua's path, weren't even aware of the 2017/9/6-10 solar storm;
 547 9) such a powerful burst of solar activity makes it impossible to correctly extrapolate Oumuamua's
 548 path prior to 2017/9/10, disregarding the 2017/9/ burst in solar activity while calculating Oumu-
 549 amua's path is like disregarding the nuclear blast while discussing Hiroshima in 1945;
 550 10) Oumuamua could not be detected prior to 2017/9/10, as one report says, "[We searched for](#)
 551 [pre-discovery images of Oumuamua at positions computed from a model trajectory ... No object](#)
 552 [was visible in these images at the predicted location](#)".

553 Oumuamua's trajectory was likely altered by the 2017/9/6-10 solar storm; its pre-2017/9/10
 554 trajectory may not even have been interstellar. One or more CMEs might have saturated Oumu-
 555 amua with electric charge, in which case, the Coulomb force would have likely been repelling tiny
 556 particles from the main body resulting in the observed non-gravitational acceleration and tum-
 557 bling movements. The Column force from electrically charged particles in the [solar wind](#) also
 558 could have provided an additional acceleration to Oumuamua. It's even possible that a larger

559 rock could have been saturated with electric charge and the resulting Coulomb force contributed
 560 to splitting the larger rock into smaller pieces, perhaps in combination with [YORP](#), one of which
 561 became Oumuamua. In a 2024/3/16 email, [Michal Drahus](#) wrote "Oumuamua was not detected
 562 in the pre-discovery data (before it was too close to the Sun) because it was far from the Earth
 563 at that time, and thus too faint to be recorded" – but that's only an unsupported (and may I
 564 say desperate) interpretation of their not being able to find Oumuamua. If they had detected
 565 Oumuamua there, they would have been able to assert its existence; but they found nothing and
 566 that's what matters – Drahus' argument is nothing but wishful thinking. In a 2024/3/11 email,
 567 Marco Micheli wrote, "On the solar effects, I'd expect to see them on other solar system asteroids
 568 too. We track them pretty well, and so far we don't see evidence of these 'hits' " with "hits"
 569 referring to hits from solar flares, CMEs, etc. To that I may reply that 1) only a small percentage
 570 of observed asteroids have passed so close to the Sun at the peak of such a powerful solar storm;
 571 2) it's a hit-and-miss phenomenon, only a very small percentage of asteroids passing so close to
 572 the Sun at the peak of such a powerful solar storm are likely to be affected by powerful CMEs or
 573 energetic particle flows, the odds might be comparable to the odds of being struck by lightning;
 574 3) prior to Oumuamua, they had not seen any evidence of interstellar asteroids either, yet, it does
 575 not keep them from claiming Oumuamua to be the first interstellar asteroid. The much-hyped
 576 "first interstellar" object may not have been interstellar prior to 2017/9/10, much less an alien
 577 spaceship, despite the exulted exuberance exuded by exorbitantly many extremely excited experts.

578 I have no doubt my comments are going to make many people (hopefully not all, but only
 579 many) involved in declaring Oumuamua interstellar, bristle with ire and declare me incompetent to
 580 judge their research, they will clamor en masse that Oumuamua is interstellar, and will shout down
 581 common sense with their sheer numbers. After all, the discovery of the first interstellar visitor is
 582 an honor that comes with respect of colleagues, large grants, promotions, high salaries, and maybe
 583 even a Nobel Prize; while a blunder of such proportions is an embarrassment. On 2024/3/16 and
 584 2024/4/16, I emailed [Karen Meech](#), but she's never replied, I assume she doesn't know what to say
 585 and hopes no one will notice my comments. Although I am critical of Marco Michelli's and Michal
 586 Drahus' replies, I'd like to express my gratitude to them for correcting some of my misconceptions
 587 and honestly informing me of what had occurred.

588 To illustrate the absurdity of the "interstellar" claim, let's compare 3 scenarios. Scenario 1.

589 It's the night before Christmas; and outside the house, a powerful blizzard rages like a scorned
 590 angry spouse. You step out of your house, to see if Santa is near. Soon, you see Santa, his sleigh,
 591 and reindeer. But, Santa's sleigh is moving strangely and tumbling, what could be causing it? Your
 592 first and most logical thought would be that it's the blizzard that had affected the sleigh, right?
 593 Scenario 2. You are drinking coffee on your porch and you see a powerful twister passing nearby.
 594 You see the Wicked Witch flying from the twister on her broomstick. But the broomstick is moving
 595 strangely and tumbling, what could be causing it? Your first and most logical thought would be
 596 that it's the twister that had affected the broomstick. Scenario 3. A powerful solar storm, much
 597 more powerful than any blizzard, hurricane, or twister on Earth, rages around the Sun. Scientists
 598 see an asteroid moving from the center of the solar storm, it's moving strangely and tumbling.
 599 What must be causing the unusual movements? The powerful solar storm? "Of course, not", say
 600 the scientists. "How could a powerful solar storm affect an asteroid? That's impossible. It must
 601 be interstellar", they say. To that, Avi Loeb adds, "[Extraterrestrial: The First Sign of Intelligent](#)
 602 [Life Beyond Earth](#)".

603 §8 Why the 2014/1/8 meteor isn't an alien craft.

604 There have been claims, mostly by Avi Loeb, that the [2014/1/8 meteor](#) might be an alien craft
 605 from a planet far, far away; he even organized a [\\$2,000,000 interstellar expedition](#)/summer vacation
 606 (move aside Elon Musk with your trips to Mars, Avi's already doing interstellar expeditions) to
 607 search for the remnants of the alien spaceship. Let's examine the claims a bit more carefully.

608 The meteor arrived amidst a spate of extraordinary events including but not limited to: 2014
 609 solar maximum; 2013/2/15 Chelyabinsk meteor; a large gap in the Van Allen Belts in [Figure 4](#);
 610 an all-time high in UAP sightings shown in [Figure 1](#); unusual cosmic ray undulations in [Figure](#)
 611 [2](#); unusually high frequency of airplane disasters and close calls described in [§1](#); not to mention
 612 the unusual lunar and seismic activity omitted from this letter because their addition would have
 613 doubled the size of the letter. With such a deluge of extraordinary events, shouldn't first the causes
 614 of the extraordinary events be ruled out as a possible cause of the meteor's peculiarities?

615 [Figure 31](#) shows that the 2014/1/8 meteor appeared near the tectonic line with the highest
 616 concentration of bolides/meteors, suggesting that a certain must be responsible for it; the yellow-
 617 orange circles practically aligned along the tectonic line. There must be a reason for it, don't you

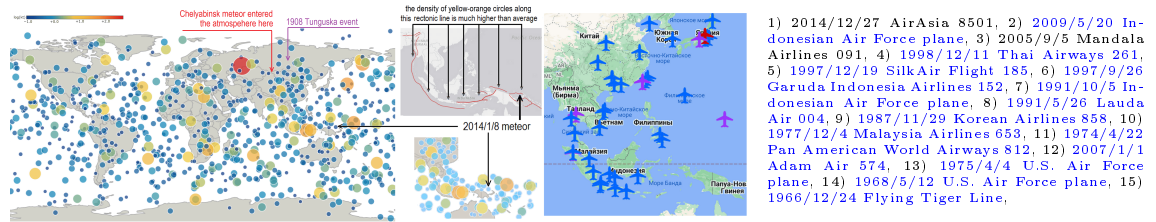


Figure 31: The left map is the same as in Figure 16. The highest concentration of yellow-orange circles is along the tectonic line shown on the middle maps. It's as if the tectonic line amplifies bolides' perceived power. The 2014/1/8 meteor arrived close to this tectonic line. The tectonic line attracts not only large bolides, but also airplane accidents, airplane crashes listed [here](#) are shown on the right. Of the 7 air disasters mentioned in §1, three, namely 2014/3/7 Malaysia Airlines 370, 2014/7/23 TransAsia Airways 222, 2014/12/27 AirAsia 8501, occurred near or fairly close to the same tectonic line and in the same year as the 2014/1/8 meteor. The 1997/12/19 SilkAir 185 crash also occurred near the same tectonic line, as did the 2018/10/29 Lion Air 610 crash. The the deadly 2024/5/20 event (just a few days after beautiful auroras all over the Northern hemisphere, the 2024/5/11 geomagnetic storm, the 2nd most powerful since 1995, and another powerful geomagnetic storm on 2024/5/10), attributed to turbulence, also occurred near the tectonic line. One may try to attribute an especially high concentration of accidents near Java to its high population, however, even adjusted for the population density, the density of accidents along the tectonic line is still considerably higher than average. It's heaven and hell literally coming together, can Loeb explain this? Unfortunately, my explanation falls outside the scope of this, already bloated, letter.

618 think so? Could that phenomenon also be responsible for the peculiarities of the 2014/1/8 meteor?

619 Figure 31 suggests that the tectonic line shown amplifies the power of at least some meteors, so

620 wouldn't it be reasonable to conclude that it also amplified the speed of the 2014/1/8 meteor?

621 According to [this website](#), out of 10 airplane accidents in Papua New Guinea in 2013 – 2023,

622 four occurred during the 337 days of 2013/10/19 – 2014/9/20, the same period as the 2014/1/8

623 meteor, and pretty close to the 2013/11/29 – 2016/5/19 period of airplane accidents discussed in

624 §1. There was also an accident on 2023/2/9, perhaps adding one more UAP to the February 2023

625 spate. Why such a drastic increase in the frequency of airplane accidents at that time?

626 Whatever demons caused powerful bolides and airplane accidents to aggregate near the most

627 seismically active tectonic line, and whatever demons caused the sudden increase in the frequency

628 of airplane accidents at the time, must have also affected the meteor. Nothing can and should

629 be claimed of the meteor until the causes of the aforementioned phenomena are known, much less

630 making claims that the meteor was an alien craft.

631 **§9 Canadian and American UFO leaders.**

632 *Kirkpatrick et al* referenced Canadian Professor [M. A Persinger](#) who was the first to correctly
 633 identify the correlation between UAP and seismicity, even though his explanation of the correlation
 634 was wrong. Yet, all of his work has been heavily criticized; as [an article in Skeptical Inquirer,](#)
 635 [page 31](#), points out, Persinger's [chief critic](#) is another Canadian [Chris Rutkowski](#). Rutkowski
 636 felt apt to [attack Persinger even right after his death](#), where Rutkowski claimed "... with a
 637 [background in physics, ... I was most interested in seeing a scientific explanation for UFOs, the](#)
 638 [energy requirements to produce the effects ...](#)". Having read the words "background in physics", I
 639 expected Rutkowski to be a Physics prof, or at least to have a PhD in Physics; but, as [LinkedIn](#)
 640 reveals, he spent 1990 – 2022 working at the University of Manitoba as a content specialist, media
 641 specialist, media communications officer, instructor in writing and creating memoirs, etc., and has
 642 an MEd in education; does that qualify as a background in Physics? Or do you think regularly
 643 regurgitating UFO news on his blog and in his numerous books qualifies as a background in Physics?
 644 The Canadian government and military seem to think so, as according to [a recent article](#), they have
 645 consulted Rutkowski and acted on his advice. Rutkowski also claims [a background in Astronomy](#),
 646 but I could not find any confirmation of that either. It appears Rutkowski did receive a bachelor
 647 degree in Science from the University of Manitoba in 1983, but it was 40 years ago and it was
 648 only a bachelor degree from the University of Manitoba, how much science is really taught at
 649 the undergraduate level? The University of Manitoba is [known to award PhD\(s\) to students who](#)
 650 [fail exam\(s\)](#), it makes me only wonder what standards they use to award bachelor degrees. In
 651 Parliament, Manitoba is represented by [Larry Maguire, who also appears to be an avid believer](#)
 652 [in aliens](#), also [here](#) and [here](#). I am sure Canadian taxpayers would like to know who pays for the
 653 MP's trips to [UFO conferences](#) and [Rutkowski's services](#).

654 I sent emails to Rutkowski's canadianuforeport@hotmail.com on 2022/10/2; to Maguire's
 655 larry.maguire@parl.gc.ca on 2022/7/5 in an attempt to warn them of a likely increase in UAP in
 656 early 2023, neither has replied. I also emailed Maguire on 2023/5/23, 2023/6/28, I hoped maybe
 657 after the February 2023 UAP, he would pay attention, he has not replied. Why didn't they? Is
 658 it because neither of them is capable of understanding a bit advanced Math and finds science too
 659 overwhelming and intimidating? I would not consider either one of them to be the sharpest arrow

660 in the quiver, but I'd assume they understand the hazards presented by UAP to air traffic and
 661 the need to understand UAP if for no other reason than to reduce air travel hazards. What kind
 662 of MP is Maguire if he ignores warnings of a hazard that could kill thousands and yet attends
 663 conferences on UFOs and aliens? Does he give a damn about Canadians? Are these the people
 664 advising the Sky Canada Project?

665 Perhaps, no one has contributed to promoting aliens more than Avi Loeb; a prolific Harvard
 666 professor who [produced 1368 papers and essays and 8 books](#) in 1985/1/1 – 2024/2/23; that's about
 667 a publication every 10-11 days, that's about 5 times the number of Einstein's publications in 1901
 668 – 1954. If you are curious how one may write so much, you may want to watch [this video](#), from
 669 time mark 6:25 to time mark 7:00, and read [thisz story](#). Loeb is also a man behind many UAP
 670 initiatives, e.g. [\\$100 million Breakthrough Starshot](#); [the Sol Foundation that needs to be well-](#)
 671 [funded](#); [\\$2,000,000 interstellar expedition](#); [the Galileo project](#) whose activities were founded by
 672 [\\$1.8 million as of 2021](#); book "[Extraterrestrial: The First Sign of Intelligent Life Beyond Earth](#)"
 673 and whatever else.

674 Loeb's website prominently features a [gazillion pictures of mostly himself, himself with "im-](#)
 675 [portant" people](#), and [pictures of his beloved office](#). I attempted to print the pictures to a pdf file,
 676 but the printer choked after 202 pages, without being able to print all pictures. Rather stupefied
 677 with such enamoredness with himself and his office, I consulted Google (whom else to ask?) and it
 678 returned numerous links, e.g. [here](#), and [here](#), and [here](#), and [here](#), and [here](#), and [here](#), and [here](#), and
 679 [here](#), and [here](#), etc. [This website](#) points out (make sure you read all of it, not just the beginning)
 680 that such behavior may also be associated with a preoccupation with grandiose fantasies; a need
 681 for constant admiration; a need to be recognized as special or superior to others; an exaggerated
 682 sense of self-importance; a belief that everyone is secretly envious of them; a tendency to exagger-
 683 ate talents, etc. Similar statements are repeated in a [much more serious article](#). I am no expert on
 684 mental health, so I don't want to make any conclusions. But look at Loeb's pompous "[I received](#)
 685 [a special request from a high-level official in the US government to summarize my thoughts on](#)
 686 [observable signatures of UAP](#)" (the official's name was not mentioned). HE received a SPECIAL
 687 request from a HIGH-LEVEL official ... to summarize HIS opinion... Doesn't it sound in line
 688 with the aforementioned behavioral features? I am not raising the issue of Loeb's mental health to
 689 insult him or harass him, that's the last thing on my mind. But, Loeb himself has indicated that

690 HIS opinion is being requested by HIGH LEVEL officials on the matter of UAP, and UAP present
 691 an ongoing hazard to air travel; that implies that his opinion affects the safety of air travel. If
 692 Loeb has certain mental conditions (and I am not saying he does, only if), isn't it scary that high-
 693 level official(s) may indeed be rendering their decisions directly affecting air traffic safety based
 694 on Loeb's advice? Just think about it – every time you, or your loved ones, board an airplane,
 695 your safety in no small part may depend on Loeb's whims. Loeb's own words "[The interest in](#)
 696 [UAPs stems from their potential non-human origin.](#)" clearly indicate that he does not even think
 697 of or care about the danger UAP present to air traffic – that I find really disturbing, because first
 698 and foremost we must be interested in UAP because of the hazard they present to the millions of
 699 humans crisscrossing the sky.

700 Loeb has been proclaiming that the 2014/1/8 meteor might be an alien craft, he even or-
 701 ganised a [\\$2,000,000 interstellar expedition](#). But as [§8](#) shows, that is far from being a foregone
 702 conclusion. Loeb has also been claiming that [Oumuamua might be an alien spacecraft](#), regurgitat-
 703 ing the 1910/1/30 news shown in [Figure 7](#) (without proper attribution, of course). But as [§7](#) shows,
 704 such a conclusion is far from being foregone. When asked about Grusch's claims, Loeb "[noted that](#)
 705 [nothing extraterrestrial has been observed](#)". But what extraterrestrial has he observed? As I
 706 explained earlier, Grusch's testimony might have a shadow of truth; but Loeb's claims are based
 707 on nothing but his grandiose fantasies. [Grusch's](#) testimony as well as the [Ukrainian scientists'](#)
 708 observations have been spurned by Loeb to eliminate competition for limelight and money.

709 Once Friedrich Schiller said, "To one, science is an exalted goddess; to another, it is a cow
 710 which provides him with butter." Indeed, while there are many outstanding scientists doing in-
 711 credible work; there are also those who milk the system for all it's worth; e.g. Harvard's former
 712 president, and Loeb's colleague, [Claudine Gay resorted to plagiarism](#), the Harvard University Board
 713 didn't seem to have any scruples about it; the story of Loeb's colleague and a [dishonest Harvard](#)
 714 [professor of honesty](#), and her [140 collaborators rushing to disavow and recant their collaboration](#)
 715 [with her](#) (do you really believe that none of the 140 was aware of her shenanigans?); Loeb's col-
 716 league and a Harvard professor, who [plagiarised in expert report](#); also [Harvard's Cancer Institute](#)
 717 [to retract papers after alleged data fabrication](#); the story of the [top Harvard's Neuroscientist](#). It's
 718 doubtful that the issues raised in the article "[Ivy League DEI plagiarists are likely the tip of a vast](#)
 719 [pyramid of con artists](#)" are restricted to DEI offices; e.g. the stories of a [Stanford Math-education](#)

720 expert; a [superconductivity researcher](#); a [rector](#); a [medical researcher](#); also [mass retractions](#)
 721 [and an epidemic of scientific fraud](#); flood of fake science [forces multiple journal closures](#); a [wave](#)
 722 [of retractions shakes physics](#); and [many, many more](#). With long lists of questionable publications
 723 (some of which likely appeared in *Nature Portfolio* journals), humongous research grants, and
 724 fancy professorships and titles, they ostensibly look impressive, much like hot air balloons adorned
 725 with gaudy ornaments. Yet inside, you find only hot air. [This video](#) may shed some light on the
 726 system's inner workings. Charlatanism is a powerful tool, it got Hitler and Stalin to the apex of
 727 political power (both exhibited grandiose fantasies, millions who did not fit their fantasies were to
 728 be eliminated), and has supported many ostentatious and extremely-well-paid careers in science. Is
 729 Avi Loeb one of them? It is not for me to judge, perhaps his contributions to astronomy are great,
 730 maybe even greater than Einstein's; after all, he's been producing a publication every 10-11 days
 731 while Einstein averaged only a publication every 65-66 days. But Loeb has been making claims
 732 based on cherry-picked lobotomized data, e. g. 1) not fully revealing the details of the solar storm
 733 accompanying Oumuamua while promoting the latter as a possible alien craft; 2) not fully disclos-
 734 ing the aforementioned details accompanying the 2014/1/8 meteor, while promoting the latter as
 735 a possible alien craft or a part of one. Did Loeb inform the sponsor of his [interstellar expedition](#)
 736 of the aforementioned particulars of the 2014/1/8 meteor? The *Nature's* article publicizing Loeb's
 737 "interstellar expedition" does not answer this question.

738 §10 Discussion.

739 While the UAP "experts" seem to be divided into peddlers of aliens and deniers of the very
 740 existence of UAP, it is truly confounding that no one seems to even consider that UAP might be
 741 a natural phenomenon. Ancient Greeks believed lightening and thunder were created by Zeus,
 742 but now we know that the two are just natural phenomena; history lessons have always been
 743 ignored. Unfortunately, it is the advice from people like [Rutkowski](#) and [Loeb](#), and papers like
 744 *Kirkpatrick et al* and the Pentagon report that numerous [bureaucrats base their decisions on,](#)
 745 [reality notwithstanding](#). Of course, they are not the only "experts" on UFOs; as a matter of
 746 fact, such "experts" are a dime a dozen, all reaching for the money pie. But what makes them
 747 "experts"? How do then peddlers of aliens manage to succeed in convincing people to listen to
 748 them and provide them with tons of money? The main, and perhaps the only, tool they use is

749 [Argument From Authority](#); here is how Garry Nolan uses it to prove that [aliens already are among](#)
750 [humans](#), he says (time mark 2:20), "[the National Defence Appropriation Act past last year signed](#)
751 [by Biden ... 30 pages of that is the establishment of an unidentified aerial phenomenon office](#)
752 [... 12 US senators have signed on to a document ... office AARO in the Department of Defence](#)
753 [has 25 people working ... the most compelling evidence is you just need to look at what your](#)
754 [government is doing right now about it ... I mean just go and look at the number of politicians](#)
755 [...](#)". That "proof" is preceded by Nolan's description of his credentials, although I am not sure
756 how accurate that description is. It is quite common for peddlers of aliens to present themselves as
757 distinguished people like professors, scientists, high-ranking government officials, etc. to impress
758 the rest of us with their credentials, often exaggerated as discussed in the previous section; the
759 more distinguished they present themselves, the more trustworthy they hope to appear. But what
760 concrete evidence have they collected in all those years of searching for ETs? NONE. Have they
761 managed to predict any aspects of UAP? Did they predict an increased probability of a UAP
762 surge in January-February 2023 similar to the prediction mentioned at the end of [§5](#)? Did any
763 one of them foresee an increase in UAP and airplane accidents in 2014 – 2015? Have they figured
764 out any patterns, like in [Figures 13 – 19](#)? Did any of them even suggest that there might be
765 another UAP in addition to the UAP detected by NORAD in February 2023 UAP, like the UAP
766 near the 1925/3/1 earthquake in [Figure 17](#)? Not at all. What have they accomplished other than
767 asking for lots of money and promising you aliens' coming since, at least, 1895? So what makes
768 them "experts" that the media and government bureaucrats are so willing to support, often to the
769 tune of millions of dollars? In the past, I attempted to talk to some "experts" about phenomena
770 possibly related to UAP, e.g. solitons, stealth plasma, Earth's magnetic field, the Van Allen Belts,
771 etc., but it was made clear to me that none of them has any ideas of what these things are, nor
772 do they even want to learn.

773 According to [Professor Medina's CV](#), he is an expert on terrorism; I hope he can realize and
774 explain to his comrades-in-writing-papers that the misleading claims they made, have the potential
775 to lead to more casualties than any terrorist network can ever dream of. Governments spend huge
776 amounts to keep terrorists and hijackers off airplanes, e.g. [the Fiscal Year 2025 President's Budget](#)
777 [request includes \\$11.8 billion for the Transportation Security Administration \(TSA\)](#), yet not a
778 single penny has been allocated to study natural phenomena bringing down airplanes; all in no

779 small part due to *Kirkpatrick et al* and its ilk assuring us that there's nothing to worry about.
780 Isn't it also the time to treat deliberately false statements about UAP, e.g. fake videos and claims,
781 the same way as [jokes about blowing up planes](#), also [here](#) and [here](#).

782 Some seismologists go out of their way to assure everyone that seismic activity is not related
783 to related to other natural phenomena and [absolutely nothing can predict/forecast any aspects of](#)
784 [earthquakes](#). But can one attribute to a mere coincidence a seismic pattern that showed up in at
785 least SIX airplane crashes, some of which are demonstrated in Figures 20 – 24? Can the patterns
786 of Figures 13 – 15, 16 – 19 be attributed to a mere coincidence? I doubt it. As an old saying goes,
787 "Once is an Accident, Twice is a Coincidence, Three Times is a Pattern", Figures 13 – 15, 16 – 19
788 provide not Three but Eight examples.

789 Alien fairy tales are also promoted by the mass media, some originating in *Nature Portfolio*
790 – after all, stories about aliens sell much better than stories about natural phenomena; and you
791 don't need to study Calculus to read the former, while you need to learn way more than Calculus
792 to understand the latter. When a paper like *Kirkpatrick et al* is published, the responsibility
793 is not just with the authors but also with the publisher, and the *Nature Portfolio* journal that
794 published *Kirkpatrick et al* not only firmly supports the misleading paper, but also prevents any
795 corrections/explanations. The publisher had also been informed of possible plagiarism but refused
796 to address it. Instead, *Nature Portfolio* would rather [discuss Loeb's interstellar trip](#). When a
797 doctor, lawyer, or policeman provides wrong information or withholds information, they are held
798 responsible; why aren't publishing companies and editorial boards are held similarly responsible?
799 Based on my interaction with Ganesh Giram, Thomas Tischer, Rafal Marszalek, I have no doubt the
800 members of the editorial boards fully understand what they are doing, and they fully understand
801 the consequences of their actions. By promoting a misleading message that only "[A small number](#)
802 [of the reports – roughly 2-5% of cases – are unexplained anomalies](#)", they assure government
803 officials and the public that there isn't really anything to be concerned about, and hence, there is
804 really no need for any further research or any measures to address UAP-borne hazards; by doing
805 so, they doom thousands to death in accidents that could be avoided. An airplane explosion caused
806 by blood-thirsty terrorists causes as much pain and suffering as an airplane explosion caused by
807 peddlers of aliens and negligence and abuse of office by "good" men of science and publishing; as
808 C. S. Lewis once said, "The greatest evils in the world will not be carried out by men with guns,

809 but by men in suits sitting behind desks."

810 Not only is further research needed to study UAP and the hazards they present, but it must
 811 be done by people capable of doing proper analysis rather than *sci enti fic* charlatanism so often
 812 disguised as *scientific* research, because thousands of lives are at stake. Misleading unsupported
 813 claims, like those of *Kirkpatrick et al* made on behalf of the US DoD and steadfastly defended by
 814 publishers and obsequious Internet lackeys, will only lead to more tragedies.

815 §11 Final remarks.

816 UFOs and aliens have become a multi-billion dollar industry; and the cost is not merely in dollars
 817 but also in human lives. The conditions that led to surges in UAP sightings in the past are more-
 818 or-less clear by now and they will repeat again (that's as certain as death and taxes), and so will
 819 surges in UAP and airborne tragedies. An encounter with a UAP may easily turn deadly; there is
 820 no protection – be that a small Cessna or the mighty Air Force One, it can be brought down by
 821 UAP. The next time, it may not be eight air disasters but a hundred; and among the victims of
 822 the next encounter with UAP might be YOUR family; a fatal collision of a UAP with Air Force
 823 One would undoubtedly be blamed on Russia or China, possibly leading to WWII. And the next
 824 time may not be too far away — the unusually large proportion of February 2023 UAP over North
 825 America and the 2024/4/5 earthquake in New Jersey, the most powerful in that region since 1885,
 826 might be an indication of an upcoming increase in seismic activity in North America, accompanied
 827 by a new surge in UAP. You may choose to ignore the danger, just like in the movie "Don't Look
 828 Up", or, you may do something about it and save countless lives, perhaps even the lives of your
 829 loved ones.

830 Some of you may say, "Who's this moron criticizing all these distinguished scientists?" To
 831 that, I answer, "Just look at the facts and evidence presented."

832 *M Kovalyov*

833 This letter is a part of a larger body of work that has been produced based on publicly available
 834 data and without any external support and/or financial remuneration.

835 Appendix

836 The Appendix contains some issues I was made aware of only after the letter was sent to Canadian
837 MPs on 2024/5/26.

838 May, 2024 saw a surge in solar activity that produced a [slew of X-level solar flares](#), the
839 most powerful being 2024/5/14 X8.8 and the last one 2024/5/27 X2.9; and the [second most](#)
840 [powerful geomagnetic storm of 1995 – 2024 on 2024/5/11](#). The [surge in solar activity](#) was followed
841 by a spate of airplane accidents explained by clear air turbulence, three of which were quite
842 severe: 1) 2024/5/21 Singapore Airlines SQ321 over Irrawady Basin, near the tectonic line of
843 [Figure 31](#); 2) 2024/5/23 Turkish Airlines between Istanbul and Izmir; 3) Qatar Airlines QR017
844 2024/5/26 [over Turkey](#), near the epicenter $39.907^{\circ}N39.586^{\circ}E$ of the 1939/12/26 23:57 magnitude
845 7.8 earthquake. The 2024/5/21-28 period also saw an unusually large number of mechanical
846 problems, some mentioned [here](#); unfortunately, airlines have not elaborated on the nature of the
847 problems. Can it be all attributed to a mere coincidence?

848 The tragic events have been accompanied by a surge in UFO/alien-mongering, e.g. the
849 [2024/5/31 piece](#) written by self-styled "crime and U.S. news reporter" Chris Eberhart known for
850 a deluge of previous masterpieces, e.g. [2024/4/24 story](#), [2024/4/15 story](#), [2024/1/15 story](#),
851 [2023/9/8 story](#), [2023/8/24 story](#), [2023/5/27 story](#), [2023/4/24 story](#), [2022/6/28 story](#),
852 etc.